



CATALOGUE 2021.08

FLEXIBLE CABLES

FOR CABLE CHAINS

 **brevetti
stendaito**
ENERGY IN MOTION

BREVETTI STENDALTO

Brevetti Stendalto was born in 1968 out of Giovanni Mauri's brilliant intuition that dynamic cable and hose protection would soon become paramount in machinery industry. He designed and marketed a cable chain made of nylon, much more lightweight, functional and cost-effective than traditional steel chains.

Since the beginning, Brevetti Stendalto has fostered innovation in products through big investments in Research and Development. The desire to meet, or rather anticipate, market needs has inspired Brevetti's constant evolution over more than 50 years, with an ever-increasing range of products.

Technology, innovation and evolution have always been the bywords of a company that started out as a small family business and rapidly evolved into a multi-national group with six branch offices and more than 130 employees worldwide. Markets such as industrial robotics, material working machines, automatic warehouses, port cranes and offshore cannot do without Brevetti Stendalto cable chains.

Still to these days Giovanni Mauri, with his daughter Laura and his son Claudio, leads a company that has developed an important partnership with customers and has been able to maintain a serene and productive work environment, based on trust and motivation among people.



Giovanni Mauri,
with his daughter **Laura**
and his son **Claudio**

BREVETTI STENDALTO'S SIX POINTS



FAST REPLY

to any doubt or clarification required.



AVAILABILITY

of a warehouse always well stocked.



WIDE RANGE

to find the most suitable product for any application.



DURABLE QUALITY

to guarantee maximum reliability.



INTERNATIONAL CERTIFICATIONS

to be present on all markets.



INNOVATION

to propose state-of-the-art solutions.

OUR CABLES WORLD

Brevetti Stendalto offers a wide range of cables, specifically designed for long-lasting performance with cable chains. **Brevetti's signal, power, BUS and FO cables in PVC and PUR/PP are the right choice for any application, work environment and certification.**

Thanks to insourced assembly activities, Brevetti is able to deliver cables already inserted in chains, to provide customers with the most complete service and the guarantee of a controlled and certified quality.

The cable range includes:

- MULTICONDUCTOR AND MULTIPAIR CONTROL CABLES
- POWER CABLES
- ENCODER, MEASURING SYSTEM AND RESOLVER CABLES
- BUS CABLES
- FIBRE OPTIC CABLES
- SERVO-MOTOR CABLES



CERTIFICATIONS



HOW TO READ THE CATALOGUE

LEGEND

- | | |
|---------------------------|--------------------------------|
| OPERATING VOLTAGE | BANDWIDTH |
| TESTING VOLTAGE | FIBER CONSTRUCTION |
| STATIC TEMPERATURE RANGE | OPTICAL FIBER COLOR |
| DYNAMIC TEMPERATURE RANGE | PAGE OF CATALOGUE |
| MAX. SPEED | WATER RESISTANT |
| MAX. ACCELERATION | TENSILE PERFORMANCE |
| FLAME RESISTANT | IMPACT PERFORMANCE |
| INSULATION RESISTANCE | CRUSH PERFORMANCE |
| OIL RESISTANT | UV RESISTANCE |
| MUD RESISTANT | NOTE |
| NUMBER OF CORES | BENDING RADIUS SELF-SUPPORTING |
| INSULATION | BENDING RADIUS SLIDING |
| CONDUCTORS IDENTIFICATION | FIRE RETARDANT |
| TAPING | DESIMA |
| OUTER SHEATH | HALOGEN FREE |
| INNER SHEATH | UL/CSA CERTIFICATION |
| SHIELD | UR CERTIFICATION |
| CORE SECTION | EAC CERTIFICATION |
| PAIR'S SHIELD | CSA CERTIFICATION |
| ATTENUATION | EUROPEAN CERTIFICATION |
| CAPACITANCE | RoHS CERTIFICATION |
| IMPEDANCE | REACH CERTIFICATION |
| ELECTRIC RESISTANCE | WEEE CERTIFICATION |
| STATIC APPLICATION | |

PRODUCT FAMILY

Product family is found on top of each product page.

PRODUCT DESCRIPTION

Identify the main characteristics of the cable.

CERTIFICATIONS

BENDING RADIUS

CABLE SERIE

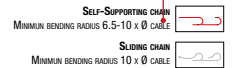


Control and signal cable, PVC outer sheath

BC468



CABLE SECTION



TECHNICAL DATA

Main technical information.

- OPERATING VOLTAGE 600 / 1000 V
- TESTING VOLTAGE 4000 V
- OPERATING TEMPERATURE Static -40 °C / + 80 °C Dynamic -25 °C / + 80 °C
- MAX. SPEED 300 m/min
- MAX. ACCELERATION 20 m/s²
- FLAME RESISTANT IEC 60332-1-2, UL VW1, UL FT 1
- INSULATION RESISTANCE ≥ 1 GΩ acc.to EN 50395 Part 8
- OIL RESISTANT EN 50363-4-1, UL 1581
- UL/CSA -AWM STYLE 2570 80°/1000V

CODE	No. OF CORES x SECTION n x mm ²	AWG	DIAMETER Ø mm	BENDING RADIUS mm		COPPER WEIGHT kg/km	CABLE WEIGHT kg/km
				SELF-SUPP.	SLIDING		
4680305	300.5	21	5.5	35	55	14	33
4680305X	300.5	21	5.5	35	55	14	33
4680405	400.5	21	6.2	40	62	19	39
4680405X	400.5	21	6.2	40	62	19	39
4680505	500.5	21	6.7	45	67	24	47
4680705	700.5	21	7.3	55	73	34	66
4681205	1200.5	21	9.3	60	93	58	100
4681805	1800.5	21	10.6	85	106	86	142
4682505	2500.5	21	12.9	100	129	120	231
4680307	300.75	19	6.2	40	62	22	39
4680407	400.75	19	6.5	45	65	29	42
4680507	500.75	19	7.3	50	73	36	66
4680707	700.75	19	8.6	60	86	50	105
4681207	1200.75	19	10.1	75	101	86	180
4681807	1800.75	19	12.2	90	122	130	229
4682507	2500.75	19	14.4	110	144	180	294
4680210	2X1	18	6.2	40	62	19	46
4680310	3G1	18	6.5	45	65	29	50
4680410	4G1	18	7.1	50	71	38	62
4680510	5G1	18	7.7	50	77	48	107
4680710	7G1	18	9.1	60	91	67	135
4681210	12G1	18	11.1	85	111	115	168
4681810	18G1	18	12.9	95	129	173	243
4682510	25G1	18	15.7	155	157	240	368
4680315	3G1.5	16	6.9	50	69	43	66
4680415	4G1.5	16	7.8	50	78	58	84
4680515	5G1.5	16	8.5	55	85	72	105
4680715	7G1.5	16	10.1	75	101	101	180
4681215	12G1.5	16	12.4	95	124	173	229
4681815	18G1.5	16	14.4	110	144	239	423
4682515	25G1.5	16	17.6	175	176	360	520
4680325	3G2.5	14	8.5	55	85	72	109
4680425	4G2.5	14	9.2	60	92	96	175
4680725	7G2.5	14	12.5	95	125	168	230
4681225	12G2.5	14	14.9	110	149	288	298
4680440	4G4	12	11.7	90	117	158	211
4680460	4G6	10	14.4	110	144	230	294

CONSTRUCTION DATA

- CONDUCTOR Extra Flexible Bare Copper
- INSULATION Polyolefin (PP)
- CORE IDENTIFICATION Black, white numbered. Yellow Green, starting from 3 conductors
- TAPING Layers separated by TNT tape
- OUTER SHEATH PVC, Grey RAL 7001

14 WWW.BREVETTISTENDALTO.COM

CONSTRUCTION DATA

General information on construction and manufacturing materials. Detailed information available from datasheet.

TABLE
Table of the main characteristics of each cable.



SUMMARY

SYNOPTIC TABLE	p. 6
PAIRS AND MULTICONDUCTOR CABLES	p. 11
POWER AND SERVO-MOTOR CABLES	p. 21
ENCODER, MEASURING SYSTEM AND RESOLVER CABLES	p. 35
BUS CABLES	p. 49
OPTIC FIBER	p. 59
HARNESSED SERVO-MOTOR CABLES	p. 63
TECHNICAL NOTES	p. 70
INSTALLATION	p. 72
CABLE FIXATION	p. 74

**PAIRS AND
MULTICONDUCTOR
CABLES**









	OUTER SHEAT	INSULATION	SHIELD	PAIR'S SHIELD	NUMBER OF CORES	CORE SECTION (from - to mm ²)	BENDING RADIUS Self-supporting (factor x Ø)	MAX. SPEED (m/min)	MAX. ACCELERATION (m/s ²)	STATIC TEMPERATURE RANGE (°C)
BC406-P	PVC	PP	-	-	2 - 37	0.25 - 0.34	6.5 - 7.5	300	20	-40° / +80°
BC407-P	PVC	PP	•	-	2 - 37	0.25 - 0.34	6.5 - 7.5	300	20	-40° / +80°
BC468	PVC	PP	-	-	2 - 25	0.50 - 6	6.5 - 10	300	20	-40° / +80°
BC469	PVC	PP	•	-	2 - 25	0.50 - 6	6.5 - 10	300	20	-40° / +80°
BC418-P	PUR	PP	-	-	3 - 36	0.34 - 2.5	5	600	60	-50° / +80°
BC419-P	PUR	PP	•	-	3 - 25	0.25 - 2.5	5	600	60	-50° / +80°
BC412	PVC	PP	•	-	4 - 12	0.25 - 0.34	6.5 - 7.5	300	20	-40° / +80°
BC413	PUR	PP	•	-	4 - 20	0.14 - 0.34	6.5 - 7.5	600	60	-50° / +80°
BC417	PUR	PP	•	-	4 - 24	0.50 - 2.5	10	240	20	-50° / +80°

**POWER AND
SERVO-MOTOR CABLES**

	OUTER SHEAT	INSULATION	SHIELD	PAIR'S SHIELD	NUMBER OF CORES	CORE SECTION (from - to mm ²)	BENDING RADIUS Self-supporting (factor x Ø)	MAX. SPEED (m/min)	MAX. ACCELERATION (m/s ²)	STATIC TEMPERATURE RANGE (°C)
BC420N-P	PUR	PP	-	-	4-5	2.5 - 35	7.5	240	20	-50° / +80°
BC421N-P	PUR	PP	•	-	4	4 - 35	7.5	600	60	-50° / +80°
BC423LC	PVC	PP	•	-	4	1.5 - 50	7.5	300	20	-40° / +80°
BC423ALC	PVC	PP	•	-	6	1.5 - 50	7.5	300	20	-40° / +80°
BC421LC	PUR	PP	•	-	4	1.5 - 50	6.5 - 10	600	60	-50° / +80°
BC430LC	PUR	PP	•	-	4-8	0.75 - 50	6.5 - 10	600	60	-50° / +80°
BC435LC	PUR	PP	•	-	6	1.5 - 50	6.5 - 10	600	60	-50° / +80°
BC427-P	PVC	XL-PE	-	-	1	6 - 95	6.5 - 7.5	300	20	-40° / +80°
BC427C-P	PVC	XL-PE	•	-	1	6 - 95	6.5 - 7.5	300	20	-40° / +80°
BC425-P	PUR	PP	-	-	1	10 - 240	7.5	600	60	-40° / +80°
BC426-P	PUR	PP	•	-	1	10 - 240	7.5	600	60	-40° / +80°
BC428PE	PUR	PP	-	-	3+3	50 - 95	7.5	240	10	-50° / +80°
BC429PE	PUR	PP	•	-	3+3	50 - 70	7.5	240	10	-50° / +80°

**ENCODER,
MEASURING SYSTEM AND
RESOLVER CABLES**

	OUTER SHEAT	INSULATION	SHIELD	PAIR'S SHIELD	NUMBER OF CORES	CORE SECTION (from - to mm ²)	BENDING RADIUS Self-supporting (factor x Ø)	MAX. SPEED (m/min)	MAX. ACCELERATION (m/s ²)	STATIC TEMPERATURE RANGE (°C)
BC4400001	PUR	PP	•	-	12	0.25 - 1	6.5 - 10	600	60	-50° / +80°
BC4400020	PUR	PP	•	-	10	0.25 - 0.50	6.5 - 10	600	60	-50° / +80°
BC4400018	PVC	PP	•	-	12	0.38 - 0.50	6.5 - 10	300	20	-40° / +80°
BC4400002	PUR	PP	•	-	12	0.38 - 0.50	6.5 - 10	600	60	-50° / +80°
BC4400004	PUR	PP	•	-	12	0.14 - 1	6.5 - 10	600	60	-50° / +80°
BC4400017	PUR	PP	•	•	8	0.14 - 0.50	6.5 - 10	600	60	-50° / +80°
BC4400005	PUR	PP	•	-	12	0.14 - 0.50	6.5 - 10	600	60	-50° / +80°
BC4400007	PVC	PP	-	•	8	0.25	6.5 - 10	300	20	-40° / +80°
BC4400008	PVC	PP	-	•	8	0.34	6.5 - 10	300	20	-40° / +80°
BC4400009	PVC	PP	•	•	8	0.25	6.5 - 10	300	20	-40° / +80°
BC4400010	PVC	PP	•	•	8	0.34	6.5 - 10	300	20	-40° / +80°
BC4400006	PUR	PP	•	-	12	0.14 - 0.22	6.5 - 10	600	60	-50° / +80°
BC4400016	PVC	PP	•	-	12	0.38 - 0.50	6.5 - 10	300	20	-40° / +80°
BC4400019	PVC	PP	•	-	16	0.14 - 0.22	6.5 - 10	300	20	-40° / +80°

DYNAMIC TEMPERATURE RANGE (°C)	OPERATING VOLTAGE (V)	TESTING VOLTAGE (V)	MUD RESISTANT	FLAME RESISTANT	OIL RESISTANT	CERTIFICATION										PAGE OF CATALOGUE
																
-25° / +80°	300	1500	-	•	•	•	•	•	•	•	•	-	•	•	•	12
-25° / +80°	300	1500	-	•	•	•	•	•	•	•	•	-	•	•	-	13
-25° / +80°	600/1000	4000	-	•	•	•	•	•	•	•	•	-	•	•	-	14
-25° / +80°	600/1000	4000	-	•	•	•	•	•	•	•	•	-	•	•	-	15
-40° / +80°	300/1000	1500/4000	•	•	•	•	•	•	•	•	•	-	•	•	•	16
-40° / +80°	300/1000	1500/4000	•	•	•	•	•	•	•	•	•	-	•	•	•	17
-25° / +80°	300	1500	-	•	•	•	•	•	•	•	•	-	•	•	-	18
-40° / +80°	300	1500	•	•	•	•	•	•	•	•	•	-	•	•	•	19
-40° / +80°	1000	4000	-	•	•	•	•	•	•	•	•	-	-	•	•	20
-40° / +80°	600/1000	4000	•	•	•	•	•	•	•	•	•	-	•	•	•	22
-40° / +80°	600/1000	4000	•	•	•	•	•	•	•	•	•	-	•	•	•	23
-25° / +80°	600/1000	4000	-	•	•	•	•	•	•	•	•	•	•	•	-	24
-25° / +80°	600/1000	4000	-	•	•	•	•	•	•	•	•	•	•	•	-	25
-40° / +80°	600/1000	4000	•	•	•	•	•	•	•	•	•	•	•	•	•	26
-40° / +80°	600/1000	4000	•	•	•	•	•	•	•	•	•	•	•	•	•	27
-40° / +80°	600/1000	4000	•	•	•	•	•	•	•	•	•	•	•	•	•	28
-25° / +80°	600/1000	4000	-	•	•	•	•	•	•	•	•	-	•	•	-	29
-25° / +80°	600/1000	4000	-	•	•	•	•	•	•	•	•	-	•	•	-	30
-20° / +80°	600/1000	4000	-	•	•	•	•	-	-	•	•	-	•	-	-	31
-20° / +80°	600/1000	4000	-	•	•	•	•	-	-	•	•	-	•	-	-	32
-40° / +80°	600/1000	4000	•	•	•	•	•	•	•	•	•	-	•	•	•	33
-40° / +80°	600/1000	4000	•	•	•	•	•	•	•	•	•	-	•	•	•	34
-40° / +80°	300	1500	•	•	•	•	•	•	•	•	•	•	•	•	•	36
-40° / +80°	300	1500	•	•	•	•	•	•	•	•	•	•	•	•	•	36
-25° / +80°	300	1500	•	•	•	•	•	•	•	•	•	•	•	•	-	37
-40° / +80°	30	500	•	•	•	•	•	•	•	•	•	•	•	•	•	38
-40° / +80°	300	1500	•	•	•	•	•	•	•	•	•	•	•	•	•	39
-40° / +80°	300	1500	•	•	•	•	•	•	•	•	•	•	•	•	•	39
-40° / +80°	300	1500	•	•	•	•	•	•	•	•	•	•	•	•	•	40
-25° / +80°	300	1500	-	•	•	•	•	•	•	•	•	•	•	•	-	41
-25° / +80°	300	1500	-	•	•	•	•	•	•	•	•	•	•	•	-	41
-25° / +80°	300	1500	-	•	•	•	•	•	•	•	•	•	•	•	-	42
-25° / +80°	300	1500	-	•	•	•	•	•	•	•	•	•	•	•	-	42
-40° / +80°	300	1500	•	•	•	•	•	•	•	•	•	•	•	•	•	43
-25° / +80°	300	1500	-	•	•	•	•	•	•	•	•	•	•	•	-	43
-25° / +80°	300	1500	-	•	•	•	•	•	•	•	•	•	•	•	-	43

**ENCODER,
MEASURING SYSTEM
AND RESOLVER CABLES**

	OUTER SHEAT	INSULATION	SHIELD	PAIR'S SHIELD	NUMBER OF CORES	CORE SECTION (from - to mm ²)	BENDING RADIUS Self-supporting (factor x Ø)	MAX. SPEED (m/min)	MAX. ACCELERATION (m/s ²)	STATIC TEMPERATURE RANGE (°C)
BC4400011	PUR	PP	•	•	8	0.25	6.5 - 10	600	60	-50° / +80°
BC4400012	PUR	PP	•	•	6	0.34	6.5 - 10	600	60	-50° / +80°
BC4400013	PUR	PP	•	•	8	0.34	6.5 - 10	600	60	-50° / +80°
BC4400014	PUR	PP	•	•	6	0.25	6.5 - 10	600	60	-50° / +80°
BC4400015	PUR	PP	•	-	9	0.50	6.5 - 10	600	60	-50° / +80°
BC4400023	PUR	PP	•	-	12	0.14 - 0.50	6.5 - 10	600	60	-50° / +80°
BC4400024	PUR	PP	•	-	8	0.14 - 0.34	6.5 - 10	600	60	-50° / +80°
BC4400025	PVC	PP	•	-	8	0.14 - 0.34	6.5 - 10	300	20	-40° / +80°
BC4400022	PUR	PP	•	-	16	0.18	6.5 - 10	600	60	-50° / +80°

**HARDNESSED
SERVO-MOTOR
CABLES**


















	OUTER SHEAT	INSULATION	SHIELD	PAIR'S SHIELD	NUMBER OF CORES	CORE SECTION (from - to mm ²)	BENDING RADIUS Self-supporting (factor x Ø)	MAX. SPEED (m/min)	MAX. ACCELERATION (m/s ²)	STATIC TEMPERATURE RANGE (°C)
BTC423LC	PVC	PP	•	-	4	1.5 - 50	7.5	300	20	-40° / +80°
BTC423ALC	PVC	PP	•	-	6	1.5	7.5	300	20	-40° / +80°
BTC440	PVC	PP	-	-	12	0.14 - 0.50	6.5 - 10	600	60	-50° / +80°
BTC421LC	PUR	PP	•	-	4	1.5 - 50	6.5 - 10	600	60	-50° / +80°
BTC435LC	PUR	PP	•	-	6	1.5 - 50	6.5 - 10	600	60	-50° / +80°
BTC440	PVC	PP	-	-	12	0.14 - 0.50	10	600	60	-50° / +80°


















**BUS
CABLES**


















	OUTER SHEAT	INSULATION	SHIELD	PAIR'S SHIELD	NUMBER OF CORES	CORE SECTION (from - to mm ²)	BENDING RADIUS Self-supporting (factor x Ø)	MAX. SPEED (m/min)	MAX. ACCELERATION (m/s ²)	DYNAMIC TEMPERATURE RANGE (°C)	BENDING RADIUS Self-supporting	STATIC APPLICATION
BC4500003	PUR	PP	•	-	2	22 AWG	10	240	20	-50° / +80°		•
BC4500017	PUR	PP	•	-	2	24 AWG	10	240	20	-50° / +80°		•
BC4500005	PVC	PP	•	-	6	0.22	10	300	20	-40° / +80°		•
BC4500007	PUR	PP	•	•	4	22/24 AWG	10	600	60	-50° / +80°		•
BC4500014	PUR	PP	•	•	4	15/18 AWG	10	600	60	-50° / +80°		•
BC4500020	PUR	PP	•	-	4	22 AWG	10	600	60	-50° / +80°		•
BC4500022-C5	PUR	PP	•	-	8	24/27 AWG	10	600	60	-40° / +80°		•
BC4500023	PUR	PP	•	-	8	26 AWG	10	600	60	-50° / +80°		•
BC4500024	PUR	PP	•	•	8	26 AWG	10	600	60	-50° / +80°		•
BC4500012	PUR	PP	•	-	4	0.34	10	600	60	-50° / +80°		•
BC4500015	PUR	PP	•	-	2	24 AWG	10	600	60	-50° / +80°		•
















**OPTIC
FIBERS**

	OUTER SHEAT	NUMBER OF FIBER	CONSTRUCTION	MAX. SPEED (m/min)	MAX. ACCELERATION (m/s ²)	DYNAMIC TEMPERATURE RANGE (°C)	BENDING RADIUS Self-supporting	STATIC APPLICATION
BC500	LSZH	6 - 24	•	180	10	-20° / +60°	10	•
BC520	PUR	6 - 24	•	180	10	-25° / +80°	10	•

DYNAMIC TEMPERATURE RANGE (°C)	OPERATING VOLTAGE (V)	TESTING VOLTAGE (V)	MUD RESISTANT	FLAME RESISTANT	OIL RESISTANT	CERTIFICATION										PAGE OF CATALOGUE	
																	
-40° / +80°	300	1500	•	•	•	•	•	•	•	•	•	•	•	•	•	•	44
-40° / +80°	300	1500	•	•	•	•	•	•	•	•	•	•	•	•	•	•	44
-40° / +80°	300	1500	•	•	•	•	•	•	•	•	•	•	•	•	•	•	44
-40° / +80°	300	1500	•	•	•	•	•	•	•	•	•	•	•	•	•	•	44
-40° / +80°	300	1500	•	•	•	•	•	•	•	•	•	•	•	•	•	•	45
-40° / +80°	30	500	•	•	•	•	•	•	•	•	•	•	•	•	•	•	46
-40° / +80°	300	1500	-	•	•	•	•	•	•	•	•	•	•	•	•	-	47
-25° / +80°	300	1500	-	•	•	•	•	•	•	•	•	•	•	•	•	-	47
-40° / +80°	300	1500	•	•	•	•	•	•	•	•	•	•	•	•	•	•	48

																	
-25° / +80°	600/1000	4000	-	•	•	•	•	•	•	•	•	•	•	•	•	-	64
-25° / +80°	600/1000	4000	-	•	•	•	•	•	•	•	•	•	•	•	•	-	65
-40° / +80°	300	1500	•	•	•	•	•	•	•	•	•	•	•	•	•	•	66
-40° / +80°	600/1000	4000	•	•	•	•	•	•	•	•	•	•	•	•	•	•	67
-40° / +80°	600/1000	4000	•	•	•	•	•	•	•	•	•	•	•	•	•	•	68
-40° / +80°	300	1500	•	•	•	•	•	•	•	•	•	•	•	•	•	•	69

																	
-40° / +80°	30	500	150	-	•	•	•	•	•	•	•	•	•	•	•	•	50
-40° / +80°	30	500	150	-	•	•	•	-	-	-	-	•	-	-	-	-	50
-25° / +80°	30	500	100	-	•	•	•	•	•	•	•	•	-	•	•	-	51
-40° / +80°	300	1500	120	-	•	•	•	•	•	•	•	•	•	•	•	•	52
-40° / +80°	300	1500	120	-	•	•	•	•	•	•	•	•	•	•	•	•	52
-40° / +80°	300	1500	100	-	•	•	•	•	•	•	•	•	•	•	•	•	53
-40° / +80°	30	500	100	•	•	•	•	•	•	•	•	•	-	-	•	•	54
-40° / +80°	30	500	100	-	•	•	•	•	•	•	•	•	•	•	•	•	55
-40° / +80°	30	500	100	-	•	•	•	•	•	•	•	•	•	•	•	•	56
-40° / +80°	30	500	120	-	•	•	•	•	•	•	•	•	•	•	•	•	57
-40° / +80°	30	500	120	-	•	•	•	•	•	•	•	•	•	•	•	•	58

BANDWIDTH 50/125 μm		BANDWIDTH 62.5/125 μm		ATTENUATION 50/125 μm		ATTENUATION 62.5/125 μm		FLAME RESISTANT	FIRE RETARDANT	WATER RESISTANT	GASES EMISSION	SMOKE EMISSION	CERTIFICATION		PAGE OF CATALOGUE	
																
400	800	160	500	3.5	1	2.8	0.8	•	•	•	•	•	•	•	•	60
500	500	200	500	3.5	1	2.8	0.8	•	-	•	•	•	•	•	•	61

BREVETTI STENDALTO ON THE WEB

Brevettistendalto.com is a modern website, easy to navigate, always up-to-date and customer-friendly. The website includes a company

presentation, information on product range, application in various fields, detailed data on all products and comparison between products.




CHAINCONFIGURATOR UPGRADE 2.0



SCAN THE QR-CODE

The online configurator on our website contains all components and accessories, including cables, and allows customers to create their own chain systems. The tool is easy to use and

accompanies the customer from the initial project phase to placing an order in just a few steps. Our technical department is always available to provide expert suggestions.

PAIRS AND MULTICONDUCTOR CABLES

BC406-P

Multicore control cable,

PVC outer sheath p. 12

BC407-P

Multicore control cable, shielded,

PVC outer sheath p. 13

BC468

Control and signal cable,

PVC outer sheath p. 14

BC469

Control and signal cable, shielded,

PVC outer sheath p. 15

BC418-P

Control cable,

PUR outer sheath p. 16

BC419-P

Control cable, shielded,

PUR outer sheath p. 17

BC412-P

Multipair signal cable, shielded,

PVC outer sheath p. 18

BC413-P

Multipair signal cable, shielded,

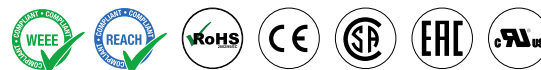
PUR outer sheath p. 19

BC417-P

Multipair signal cable, shielded,

PUR outer sheath p. 20










BC406-P



SELF-SUPPORTING CHAIN
MINIMUM BENDING RADIUS 6.5-7.5 x Ø CABLE






SLIDING CHAIN
MINIMUM BENDING RADIUS 10 x Ø CABLE

TECHNICAL DATA

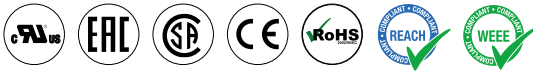
-  **OPERATING VOLTAGE**
300 V
-  **TESTING VOLTAGE**
1500 V
-  **OPERATING TEMPERATURE**
Static -40 °C / + 80 °C
Dynamic -25 °C / + 80 °C
-  **MAX. SPEED**
300 m/min
-  **MAX. ACCELERATION**
20 m/s²
-  **FLAME RESISTANT**
IEC 60332-1-2. UL VW1. UL FT 1
-  **INSULATION RESISTANCE**
≥ 2500 MΩ acc.to EN 50395 Part 8
-  **OIL RESISTANT**
EN 50363-4-1. UL 1581
-  **UL/CSA**
UL- AWM Style 2464 80°C 300V

CODE	No. OF CORES x SECTION n x mm ²	AWG	DIAMETER Ø mm	BENDING RADIUS mm		COPPER WEIGHT kg/km	CABLE WEIGHT kg/km
				SELF-SUPP.	SLIDING		
4060202-P	2x0.25	24	4.1	25	41	4	23.6
4060302-P	3x0.25	24	4.3	30	43	6	29.2
4060402-P	4x0.25	24	4.5	30	45	8	34.2
4060502-P	5x0.25	24	4.8	30	48	11	35.0
4060702-P	7x0.25	24	5.5	35	55	15	45.9
4061202-P	12x0.25	24	6.8	45	68	25	69.0
4061802-P	18x0.25	24	7.7	50	77	38	96.0
4062502-P	25x0.25	24	8.9	60	89	53	131.0
4063702-P	37x0.25	24	9.8	65	98	78	176.5
4060203-P	2x0.34	22	4.6	30	46	7	26.7
4060303-P	3x0.34	22	4.8	30	48	10	31.9
4060404-P	4x0.34	22	5.1	35	51	13	36.1
4060503-P	5x0.34	22	5.5	35	55	16	42.4
4060703-P	7x0.34	22	6.4	45	64	23	48.5
4060803-P	8x0.34	22	6.8	45	68	26	88.9
4061203-P	12x0.34	22	7.8	50	78	40	84.6
4061803-P	18x0.34	22	8.9	60	89	59	103.2
4062503-P	25x0.34	22	10.4	80	104	82	136.5
4063703-P	37x0.34	22	11.5	85	115	121	212.2

CONSTRUCTION DATA



-  **CONDUCTOR**
Extra Flexible Bare Copper
-  **INSULATION**
Polyolefin (PP)
-  **CORE IDENTIFICATION**
According to DIN 47100
-  **TAPING**
Layers separated by TNT tape
-  **OUTER SHEATH**
PVC, Grey RAL 7001

Multicore control cable, shielded, PVC outer sheath












BC407-P









	SELF-SUPPORTING CHAIN MINIMUM BENDING RADIUS 6.5-7.5 x Ø CABLE
	SLIDING CHAIN MINIMUM BENDING RADIUS 10 x Ø CABLE

CODE	No. OF CORES x SECTION n x mm ²	AWG	DIAMETER Ø mm	BENDING RADIUS mm		COPPER WEIGHT kg/km	CABLE WEIGHT kg/km
				SELF-SUPP.	SLIDING		
4070202-P	(2x0.25)C	24	4.6	30	46	12	30.3
4070302-P	(3x0.25)C	24	4.8	30	48	15	36.4
4070402-P	(4x0.25)C	24	5	35	50	18	42.2
4070502-P	(5x0.25)C	24	5.3	35	53	21	43.9
4070702-P	(7x0.25)C	24	6	40	60	27	57.5
4071202-P	(12x0.25)C	24	7.3	50	73	45	85.0
4071802-P	(18x0.25)C	24	8.2	55	82	64	111.9
4072502-P	(25x0.25)C	24	9.4	65	94	88	152.4
4073702-P	(37x0.25)C	24	10.3	75	103	115	204.5
4070203-P	(2x0.34)C	22	5.1	35	51	16	33.9
4070303-P	(3x0.34)C	22	5.3	35	53	19	39.6
4070403-P	(4x0.34)C	22	5.6	40	56	24	44.6
4070503-P	(5x0.34)C	22	6	40	60	28	51.9
4070703-P	(7x0.34)C	22	6.9	45	69	38	63.5
4070803-P	(8x0.34)C	22	7.3	50	73	42	88.9
4071203-P	(12x0.34)C	22	8.3	55	83	59	102.6
4071803-P	(18x0.34)C	22	9.4	65	94	85	133.0
4072503-P	(25x0.34)C	22	10.9	80	109	122	172.7
4073703-P	(37x0.34)C	22	12	90	120	162	266.9

TECHNICAL DATA

-  **OPERATING VOLTAGE**
300 V
-  **TESTING VOLTAGE**
1500 V
-  **OPERATING TEMPERATURE**
Static -40°C a + 80°C
Dynamic -25°C a + 80°C
-  **MAX. SPEED**
300 m/min
-  **MAX. ACCELERATION**
20 m/s²
-  **FLAME RESISTANT**
IEC 60332-1-2. UL VW1. UL FT 1
-  **INSULATION RESISTANCE**
≥ 2500 MΩ acc.to EN 50395 Part 8
-  **OIL RESISTANT**
EN 50363-4-1. UL 1581
-  **UL/CSA**
UL - AWM Style 2464 80°C 300V

CONSTRUCTION DATA

-  **CONDUCTOR**
Extra Flexible Bare Copper
-  **INSULATION**
Polyolefin (PP)
-  **CORE IDENTIFICATION**
According to DIN 47100
-  **TAPING**
Layers separated by TNT tape
-  **SHIELDING**
Tinned copper braid ≥ 85%
-  **OUTER SHEATH**
PVC, Grey RAL 7001










BC468



SELF-SUPPORTING CHAIN
MINIMUM BENDING RADIUS 6.5-10 x Ø CABLE






SLIDING CHAIN
MINIMUM BENDING RADIUS 10 x Ø CABLE

TECHNICAL DATA

-  **OPERATING VOLTAGE**
600 / 1000 V
-  **TESTING VOLTAGE**
4000 V
-  **OPERATING TEMPERATURE**
Static -40 °C / + 80 °C
Dynamic -25 °C / + 80 °C
-  **MAX. SPEED**
300 m/min
-  **MAX. ACCELERATION**
20 m/s²
-  **FLAME RESISTANT**
IEC 60332-1-2. UL VW1. UL FT 1
-  **INSULATION RESISTANCE**
≥ 1 GΩ acc.to EN 50395 Part 8
-  **OIL RESISTANT**
EN 50363-4-1. UL 1581
-  **UL/CSA**
UL -AWM STYLE 2570 80°/1000V

CODE	No. OF CORES x SECTION n x mm ²	AWG	DIAMETER Ø mm	BENDING RADIUS mm		COPPER WEIGHT kg/km	CABLE WEIGHT kg/km
				SELF-SUPP.	SLIDING		
4680305	3G0.5	21	5.5	35	55	14	33
4680305X	3X0.5	21	5.5	35	55	14	33
4680405	4G0.5	21	6.2	40	62	19	39
4680405X	4X0.5	21	6.2	40	62	19	39
4680505	5G0.5	21	6.7	45	67	24	47
4680705	7G0.5	21	7.3	55	73	34	66
4681205	12G0.5	21	9.3	60	93	58	100
4681805	18G0.5	21	10.6	85	106	86	142
4682505	25G0.5	21	12.9	100	129	120	231
4680307	3G0.75	19	6.2	40	62	22	39
4680407	4G0.75	19	6.5	45	65	29	42
4680507	5G0.75	19	7.3	50	73	36	66
4680707	7G0.75	19	8.6	60	86	50	105
4681207	12G0.75	19	10.1	75	101	86	180
4681807	18G0.75	19	12.2	90	122	130	229
4682507	25G0.75	19	14.4	110	144	180	294
4680210	2X1	18	6.2	40	62	19	46
4680310	3G1	18	6.5	45	65	29	50
4680410	4G1	18	7.1	50	71	38	62
4680510	5G1	18	7.7	50	77	48	107
4680710	7G1	18	9.1	60	91	67	135
4681210	12G1	18	11.1	85	111	115	168
4681810	18G1	18	12.9	95	129	173	243
4682510	25G1	18	15.7	155	157	240	368
4680315	3G1.5	16	6.9	50	69	43	66
4680415	4G1.5	16	7.8	50	78	58	84
4680515	5G1.5	16	8.5	55	85	72	105
4680715	7G1.5	16	10.1	75	101	101	180
4681215	12G1.5	16	12.4	95	124	173	229
4681815	18G1.5	16	14.4	110	144	259	423
4682515	25G1.5	16	17.6	175	176	360	520
4680325	3G2.5	14	8.5	55	85	72	109
4680425	4G2.5	14	9.2	60	92	96	175
4680725	7G2.5	14	12.5	95	125	168	230
4681225	12G2.5	14	14.9	110	149	288	298
4680440	4G4	12	11.7	90	117	158	211
4680460	4G6	10	14.4	110	144	230	294

CONSTRUCTION DATA


-  **CONDUCTOR**
Extra Flexible Bare Copper
-  **INSULATION**
Polyolefin (PP)
-  **CORE IDENTIFICATION**
Black, white numbered.
Yellow Green, starting from 3 conductors
-  **TAPING**
Layers separated by TNT tape
-  **OUTER SHEATH**
PVC, Grey RAL 7001


Control and signal cable, shielded, PVC outer sheath



BC469












 **SELF-SUPPORTING CHAIN**
MINIMUM BENDING RADIUS $6.5-10 \times \varnothing$ CABLE







 **SLIDING CHAIN**
MINIMUM BENDING RADIUS $10 \times \varnothing$ CABLE

CODE	No. OF CORES x SECTION n x mm ²	AWG	DIAMETER Ø mm	BENDING RADIUS mm		COPPER WEIGHT kg/km	CABLE WEIGHT kg/km
				SELF-SUPP.	SLIDING		
4690305	(3G0.5)C	21	6.2	40	62	39	44
4690405	(4G0.5)C	21	6.6	45	66	46	53
4690505	(5G0.5)C	21	7.1	50	71	54	61
4690705	(7G0.5)C	21	8.3	55	83	70	83
4691205	(12G0.5)C	21	9.7	65	97	100	131
4691805	(18G0.5)C	21	11.7	90	117	153	180
4692505	(25G0.5)C	21	13.7	105	137	202	257
4690307	(3G0.75)C	19	6.6	45	66	48	41
4690407	(4G0.75)C	19	7.1	50	71	59	55
4690507	(5G0.75)C	19	7.7	50	77	69	78
4690707	(7G0.75)C	19	9	60	90	90	107
4691207	(12G0.75)C	19	10.5	80	105	129	135
4691807	(18G0.75)C	19	12.7	95	127	205	270
4692507	(25G0.75)C	19	14.9	110	149	271	495
4690310	(3G1)C	18	6.9	45	69	57	64
4690410	(4G1)C	18	7.5	50	75	70	78
4690510	(5G1)C	18	8.1	55	81	81	91
4690710	(7G1)C	18	9.5	65	95	110	135
4691210	(12G1)C	18	11.6	85	116	182	200
4691810	(18G1)C	18	13.4	100	134	254	285
4692510	(25G1)C	18	16.3	165	163	365	407
4690315	(3G1.5)C	16	7.6	50	76	75	82
4690415	(4G1.5)C	16	8.2	55	82	91	130
4690515	(5G1.5)C	16	8.9	60	89	112	155
4690715	(7G1.5)C	16	11	85	11	145	170
4691215	(12G1.5)C	16	12.9	95	129	247	270
4691815	(18G1.5)C	16	14.9	110	149	348	495
4692515	(25G1.5)C	16	18.2	180	182	498	706
4690325	(3G2.5)C	14	8.9	60	89	115	107
4690425	(4G2.5)C	14	9.6	65	96	155	161
4690725	(7G2.5)C	14	12.9	95	129	250	322
4691225	(12G2.5)C	14	15.8	160	158	388	429
4690440	(4G4)C	12	12.3	90	123	207	239
4690460	(4G6)C	10	14.9	110	149	310	338

TECHNICAL DATA

-  **OPERATING VOLTAGE**
600V - 1000 V
-  **TESTING VOLTAGE**
4000 V
-  **OPERATING TEMPERATURE**
Static -40 °C / + 80 °C
Dynamic -25 °C / + 80 °C
-  **MAX. SPEED**
300 m/min.
-  **MAX. ACCELERATION**
20 m/s²
-  **FLAME RESISTANT**
IEC 60332-1-2. UL VW1. UL FT 1
-  **INSULATION RESISTANCE**
≥ 1 GΩ acc.to EN 50395 Part 8
-  **OIL RESISTANT**
EN 50363-4-1. UL 1581
-  **UL/CSA**
UL -AWM STYLE 2570 80°/1000V

CONSTRUCTION DATA

-  **CONDUCTOR**
Extra Flexible Bare Copper
-  **INSULATION**
Polyolefin (PP)
-  **CORE IDENTIFICATION**
Black, white numbered.
Yellow Green, starting from 3 conductors
-  **TAPING**
Layers separated by TNT tape
-  **SHIELDING**
Tinned copper braid ≥ 85%
-  **OUTER SHEATH**
PVC, Grey RAL 7001

BC418-P



SELF-SUPPORTING CHAIN

MINIMUM BENDING RADIUS 5 x Ø CABLE













SLIDING CHAIN






MINIMUM BENDING RADIUS 7.5 x Ø CABLE



TECHNICAL DATA

-  **OPERATING VOLTAGE**
sec.0.34 mm² 300 V
sec.0.5-2.5 mm² 600/1000 V
-  **TESTING VOLTAGE**
sec.0.34 mm² 1500 V
sec.0.5-2.5 mm² 4000 V
-  **OPERATING TEMPERATURE**
Static -50°C / +80°C
Dynamic -40°C / +80°C
-  **MAX. SPEED**
600 m/min
-  **MAX. ACCELERATION**
60 m/s²
-  **FLAME RESISTANT**
IEC 60332-1-2, UL VW1, FT 1
-  **MUD RESISTANT**
NEK 606
-  **INSULATION RESISTANCE**
sec.0.34 mm²
 ≥ 2500 MΩ acc.to EN 50395 Part 8
sec.0.5-2.5 mm²
 ≥ 1 GΩ acc.to EN 50395 Part 8
-  **OIL RESISTANT**
EN 50363-10-12, UL 1581
-  **UL/CSA**
sec.0.34 mm²
 AWM Style 20233 80° / 300 V
sec.0.5-2.5 mm²
 AWM Style 20234 80° / 1000 V

CONSTRUCTION DATA

-  **CONDUCTOR**
Extra Flexible Bare Copper
-  **INSULATION**
Polyolefin (PP)
-  **CORE IDENTIFICATION**
sec.0.34 mm²
 According to DIN 47100
sec.0.5-2.5 mm²
 Black, white numbered.
 Yellow Green, starting from 3 conductors
-  **TAPING**
Layers separated by TNT tape
-  **OUTER SHEATH**
PUR, Black RAL 9005

CODE	No. OF CORES x SECTION n x mm ²	AWG	DIAMETER Ø mm	BENDING RADIUS mm		COPPER WEIGHT kg/km	CABLE WEIGHT kg/km
				SELF-SUPP.	SLIDING		
4180303-P	3x0.34	22	4.8	24	36	10	35
4180503-P	5x0.34	22	5.5	28	41	16	60
4180703-P	7x0.34	22	5.8	29	44	23	69
4181203-P	12x0.34	22	7.8	39	59	40	114
4181803-P	18x0.34	22	8.9	45	67	59	154
4182503-P	25x0.34	22	10.4	52	75	82	213
4180305-P	3G0.50	21	6.5	33	49	14	39
4180505-P	5G0.50	21	7.4	37	56	24	53
4180705-P	7G0.50	21	8.6	43	65	34	74
4181205-P	12G0.50	21	10	50	75	58	111
4181805-P	18G0.50	21	11.8	59	89	86	162
4182505-P	25G0.50	21	13.8	69	104	120	214
4180407-P	4G0.75	19	7.4	37	56	29	63
4180507-P	5G0.75	19	8	40	60	36	75
4180707-P	7G0.75	19	9.3	47	70	50	120
4181207-P	12G0.75	19	10.8	54	81	86	149
4181807-P	18G0.75	19	12.8	64	96	130	214
4182507-P	25G0.75	19	14.5	73	109	180	313
4180310-P	3G1.0	18	7.2	36	54	29	60
4180510-P	5G1.0	18	8.4	42	63	48	91
4180710-P	7G1.0	18	9.8	49	73	67	122
4181210-P	12G1.0	18	11.7	59	88	115	192
4181810-P	18G1.0	18	13.5	68	101	173	268
4182510-P	25G1.0	18	16.1	81	121	240	377
4183610-P	36G1.0	18	17.5	88	131	346	549
4180315-P	3G1.5	16	7.9	40	60	43	79
4180415-P	4G1.5	16	8.5	43	64	58	98
4180515-P	5G1.5	16	9.2	46	69	72	125
4180715-P	7G1.5	16	11	55	83	101	180
4181215-P	12G1.5	16	12.7	64	95	173	269
4181815-P	18G1.5	16	14.7	74	110	259	397
4182515-P	25G1.5	16	18	90	135	360	549
4180425-P	4G2.5	14	9.9	50	74	96	175
4180525-P	5G2.5	14	11.1	56	83	120	185
4180725-P	7G2.5	14	13.1	66	98	168	232
4181225-P	12G2.5	14	15.7	79	118	288	350
4181825-P	18G2.5	14	17.2	86	129	432	637
4182525-P	25G2.5	14	21.9	110	164	600	882


Control cable, shielded, PUR outer sheath



BC419-P













 **SELF-SUPPORTING CHAIN**
MINIMUM BENDING RADIUS 5 x Ø CABLE







 **SLIDING CHAIN**
MINIMUM BENDING RADIUS 7.5 x Ø CABLE

CODE	No. OF CORES x SECTION n x mm ²	AWG	DIAMETER Ø mm	BENDING RADIUS mm		COPPER WEIGHT kg/km	CABLE WEIGHT kg/km
				SELF-SUPP.	SLIDING		
4191202-P	(12x0.25)C	24	7.3	37	55	45	63
4190303-P	(3x0.34)C	22	5.3	27	40	19	54
4190503-P	(5x0.34)C	22	6	30	45	28	74
4190703-P	(7x0.34)C	22	6.9	35	52	38	93
4191203-P	(12x0.34)C	22	8.3	42	62	59	159
4191803-P	(18x0.34)C	22	9.4	47	71	85	194
4192503-P	(25x0.34)C	22	10.9	55	82	122	290
4190305-P	(3G0.5)C	21	6.9	35	52	39	43
4190505-P	(5G0.5)C	21	7.8	39	55	54	90
4190705-P	(7G0.5)C	21	9	45	68	70	81
4190805-P	(8G0.5)C	21	9.4	47	71	62	118
4191205-P	(12G0.5)C	21	10.8	54	81	100	124
4191805-P	(18G0.5)C	21	12.3	62	93	153	176
4192505-P	(25G0.5)C	21	14.3	72	108	202	320
4190207-P	(2x0.75)C	19	7	35	53	41	63
4190407X-P	(4x0.75)C	19	7.8	39	58	59	63
4190507-P	(5G0.75)C	19	8.4	42	63	69	75
4190707-P	(7G0.75)C	19	9.7	47	71	90	110
4191207-P	(12G0.75)C	19	11.6	55	83	124	158
4191807-P	(18G0.75)C	19	13.3	63	94	205	237
4192507-P	(25G0.75)C	19	15.5	74	111	271	331
4190310-P	(3G1)C	18	7.7	39	58	57	62
4190510-P	(5G1)C	18	8.9	45	67	81	91
4190710-P	(7G1)C	18	10.2	51	77	110	197
4191210-P	(12G1)C	18	12.2	59	89	182	208
4191810-P	(18G1)C	18	14	69	103	254	295
4192510-P	(25G1)C	18	16.7	81	122	365	407
4190415-P	(4G1.5)C	16	9	45	68	91	133
4190515-P	(5G1.5)C	16	9.6	48	72	112	194
4190715-P	(7G1.5)C	16	11	55	83	145	248
4191215-P	(12G1.5)C	16	13.1	66	98	247	407
4191815-P	(18G1.5)C	16	15.2	76	114	348	552
4192515-P	(25G1.5)C	16	18.5	93	139	498	331
4190425-P	(4G2.5)C	14	10.2	51	77	155	150
4190525-P	(5G2.5)C	14	11.6	63	94	185	179
4190725-P	(7G2.5)C	14	13.6	65	98	250	266
4191225-P	(12G2.5)C	14	16.3	107	124	388	402
4191825-P	(18G2.5)C	14	18.8	134	155	600	744
4192525-P	(25G2.5)C	14	22.5	155	180	835	1063

TECHNICAL DATA

-  **OPERATING VOLTAGE**
sec.0.34 mm² 300 V
sec.0.5-2.5 mm² 600/1000 V
-  **TESTING VOLTAGE**
sec.0.34 mm² 1500 V
sec.0.5-2.5 mm² 4000 V
-  **OPERATING TEMPERATURE**
Static -50°C / +80°C
Dynamic -40°C / +80°C
-  **MAX. SPEED**
600 m/min
-  **MAX. ACCELERATION**
60 m/s²
-  **FLAME RESISTANT**
IEC 60332-1-2, UL VW1, FT 1
-  **MUD RESISTANT**
NEK 606
-  **INSULATION RESISTANCE**
sec.0.34 mm²
≥ 2500 MΩ acc.to EN 50395 Part 8
sec.0.5-2.5 mm²
≥ 1 GΩ acc.to EN 50395 Part 8
-  **OIL RESISTANT**
EN 50363-10-12, UL 1581
-  **UL/CSA**
sec.0.34 mm²
AWM Style 20233 80° / 300 V
sec.0.5-2.5 mm²
AWM Style 20234 80° / 1000 V

CONSTRUCTION DATA

-  **CONDUCTOR**
Extra Flexible Bare Copper
-  **INSULATION**
Polyolefin (PP)
-  **CORE IDENTIFICATION**
sec.0.34 mm² According to DIN 47100
sec.0.5-2.5 mm²
Black, white numbered.
Yellow Green, starting from 3 conductors
-  **TAPING**
Layers separated by TNT tape
-  **SHIELDING**
Tinned copper braid ≥ 85%
-  **OUTER SHEATH**
PUR, Black RAL 9005

Multipair signal cable, shielded, PVC outer sheath










BC412-P



SELF-SUPPORTING CHAIN
MINIMUM BENDING RADIUS 6.5-7.5 x Ø CABLE







SLIDING CHAIN
MINIMUM BENDING RADIUS 10 x Ø CABLE

TECHNICAL DATA

-  **OPERATING VOLTAGE**
300 V
-  **TESTING VOLTAGE**
1500 V
-  **OPERATING TEMPERATURE**
Static -40 °C / +80 °C
Dynamic -25 °C / +80 °C
-  **MAX. SPEED**
300 m/min
-  **MAX. ACCELERATION**
20 m/s²
-  **FLAME RESISTANT**
IEC 60332-1-2. UL VW1. UL FT 1
-  **INSULATION RESISTANCE**
≥ 2500 MΩ acc.to EN 50395 Part 8
-  **OIL RESISTANT**
EN 50363-4-1. UL 1581
-  **UL/CSA**
UL -AWM Style 2464 80° / 300 V

CODE	No. OF CORES x SECTION n x mm ²	AWG	DIAMETER Ø mm	BENDING RADIUS mm		COPPER WEIGHT kg/km	CABLE WEIGHT kg/km
				SELF-SUPP.	SLIDING		
4120202-P	[2x(2x0.25)]C	24	6	40	60	27	44
4120302-P	[3x(2x0.25)]C	24	6.5	45	65	33	48
4120402-P	[4x(2x0.25)]C	24	7	45	70	39	57
4120502-P	[5x(2x0.25)]C	24	7.5	50	75	45	68
4120602-P	[6x(2x0.25)]C	24	8.5	55	85	53	78
4120203-P	[2x(2x0.34)]C	22	7	45	70	34	74
4120303-P	[3x(2x0.34)]C	22	7.3	50	73	42	62
4120403-P	[4x(2x0.34)]C	22	7.6	50	76	48	67
4120503-P	[5x(2x0.34)]C	22	8.6	60	86	54	83
4120603-P	[6x(2x0.34)]C	22	9.3	60	93	63	100

CONSTRUCTION DATA

-  **CONDUCTOR**
Extra Flexible Bare Copper
-  **INSULATION**
Polyolefin (PP)
-  **CORE IDENTIFICATION**
According to DIN 47100
-  **TAPING**
Twisted pairs, separate layers with TNT tape
-  **SHIELDING**
Tinned copper braid ≥ 85%
-  **OUTER SHEATH**
PVC, Grey RAL 7001


Multipair signal cable, shielded, PUR outer sheath



BC413-P













 **SELF-SUPPORTING CHAIN**
MINIMUM BENDING RADIUS 6.5-7.5 x Ø CABLE







 **SLIDING CHAIN**
MINIMUM BENDING RADIUS 10 Ø CABLE

CODE	No. OF CORES x SECTION n x mm ²	AWG	DIAMETER Ø mm	BENDING RADIUS mm		COPPER WEIGHT kg/km	CABLE WEIGHT kg/km
				SELF-SUPP.	SLIDING		
4130202-P	[2x(2x0.25)]C	24	5.9	40	59	27	41
4130302-P	[3x(2x0.25)]C	24	6.5	43	65	33	55
4130402-P	[4x(2x0.25)]C	24	7	46	70	39	60
4130502-P	[5x(2x0.25)]C	24	7.5	50	75	45	80
4130602-P	[6x(2x0.25)]C	24	8.5	55	85	53	92
4130203-P	[2x(2x0.34)]C	22	7	46	70	34	55
4130303-P	[3x(2x0.34)]C	22	7.3	47	73	42	63
4130403-P	[4x(2x0.34)]C	22	7.5	50	75	48	74
4130503-P	[5x(2x0.34)]C	22	8.3	54	83	54	85
4130603-P	[6x(2x0.34)]C	22	9	59	90	63	120
4131005-P	[10x(2x0.50)]C	22	11.5	75	115	100	200

TECHNICAL DATA


-  **OPERATING VOLTAGE**
300 V
-  **TESTING VOLTAGE**
1500 V
-  **OPERATING TEMPERATURE**
Static -50 °C / +80 °C
Dynamic -40 °C / +80 °C
-  **MAX. SPEED**
600 m/min
-  **MAX. ACCELERATION**
60 m/s²
-  **FLAME RESISTANT**
IEC 60332-1-2. UL VW1. FT 1
-  **MUD RESISTANT**
NEK 606
-  **INSULATION RESISTANCE**
≥ 2500 MΩ acc.to EN 50395 Part 8
-  **OIL RESISTANT**
EN 50363-10-12. UL 1581
-  **UL/CSA**
UL -AWM STYLE 20233 80° / 300V

CONSTRUCTION DATA

-  **CONDUCTOR**
Extra Flexible Bare Copper
-  **INSULATION**
Polyolefin (PP)
-  **CORE IDENTIFICATION**
According to DIN 47100
-  **TAPING**
Twisted pairs, separate layers with TNT tape
-  **SHIELDING**
Tinned copper braid ≥ 85%
-  **OUTER SHEATH**
PUR, Black RAL 9005

Multipair signal cable, shielded, PUR outer sheath

BC417-P



417...P



417...W-P

SELF-SUPPORTING CHAIN
MINIMUM BENDING RADIUS 10 x Ø CABLE

SLIDING CHAIN
MINIMUM BENDING RADIUS 10 x Ø CABLE

TECHNICAL DATA

- OPERATING VOLTAGE**
1000 V
- TESTING VOLTAGE**
4000 V
- OPERATING TEMPERATURE**
Static -50°C / + 80°C
Dynamic -40°C / +80°C
- MAX. SPEED**
240 m/min
- MAX. ACCELERATION**
20 m/s²
- FLAME RESISTANT**
IEC 60332-1-2, UL VW1, FT 1
- MUD RESISTANT**
NEK 606
- INSULATION RESISTANCE**
≥ 1 GΩ acc. to EN 50395 Part 8
- OIL RESISTANT**
EN 50363-10-2
- UL/CSA**
UL -AWM Style 21223 80 °C 1000 V

CODE	No. OF CORES x SECTION n x mm ²	AWG	DIAMETER Ø mm	BENDING RADIUS mm	COPPER WEIGHT kg/km	CABLE WEIGHT kg/km
				SELF-SUPP. E SLIDING		
4170605-P	[6x(2x0.5)]C	21	12	120	95	189
4170210-P	[2x(2x1)]C	18	11.5	115	79	160
4170410-P	[4x(2x1)]C	18	12.6	125	129	220
4170615-P	[6x(2x1.5)]C	16	16.7	167	250	380
4170625-P	[6x(2x2.5)]C	14	22	220	411	620

417...W-P

CODE	No. OF CORES x SECTION n x mm ²	AWG	DIAMETER Ø mm	BENDING RADIUS mm	COPPER WEIGHT kg/km	CABLE WEIGHT kg/km
				SELF-SUPP. E SLIDING		
4170405W-P	[4x(2x0.5)]C	21	14.5	145	125	278
4170605W-P	[6x(2x0.5)]C	21	16.5	165	150	297
4171207W-P	[12x(2x0.75)]C	19	25	250	343	780
4170410W-P	[4x(2x1)]C	18	16.5	165	119	365
4170610W-P	[6x(2x1)]C	18	19	190	272	460
4170615W-P	[6x(2x1.5)]C	16	21	210	339	620

CONSTRUCTION DATA

- CONDUCTOR**
Extra Flexible Bare Copper
- INSULATION**
Polyolefin (PP)
- CORE IDENTIFICATION**
See table on page
- TAPING**
Layers separated by TNT tape
- SHIELDING**
417... tinned copper braid ≥80%
417... W tinned copper braid ≥85%
- OUTER SHEATH**
PUR, Black RAL 9005



CORE IDENTIFICATION

417

1st pair: White, Blue
2nd pair: White, Orange
3rd pair: White, Green
4th pair: White, Brown
5th pair: White, Grey
6th pair: Red, Blue

7th pair: Red, Orange
8th pair: Red, Green
9th pair: Red, Brown
10th pair: Red, Grey
11th pair: Black, Blue
12th pair: Black, Orange

POWER AND SERVO-MOTOR CABLES

BC420N-P <i>Power cable, PUR outer sheath</i>	p. 22
BC421N-P <i>Power cable, shielded, PUR outer sheath</i>	p. 23
BC423LC <i>Servo-motor cable, low capacitance, PVC outer sheath</i>	p. 24
BC423ALC <i>Servo-motor cable, low capacitance, PVC outer sheath</i>	p. 25
BC421LC <i>Servo-motor cable, low capacitance, PUR outer sheath</i>	p. 26
BC430LC <i>Idramat[®] Servo-motor cable, low capacitance, PUR outer sheath</i>	p. 27
BC435LC <i>Servo-motor cable, low capacitance, PUR outer sheath</i>	p. 27
BC427-P <i>Single-core cable, double insulation, PVC outer sheath</i>	p. 28
BC427C-P <i>Single-core cable, double insulation, shielded, PVC outer sheath</i>	p. 29
BC425-P <i>Single-core cable, double insulation, PUR outer sheath</i>	p. 30
BC426-P <i>Single-core cable, double insulation, shielded, PUR outer sheath</i>	p. 31
BC428PE <i>Power cable, PUR outer sheath</i>	p. 32
BC429PE <i>Power cable, shielded, PUR outer sheath</i>	p. 33











BC420N-P



SELF-SUPPORTING CHAIN
MINIMUM BENDING RADIUS 7.5 Ø CABLE

SLIDING CHAIN
MINIMUM BENDING RADIUS 10 x Ø CABLE






TECHNICAL DATA

-  **OPERATING VOLTAGE**
600/1000V
-  **TESTING VOLTAGE**
4000 V
-  **OPERATING TEMPERATURE**
Static - 50°C + 80°C
Dynamic - 40°C + 80°C
-  **MAX. SPEED**
240 m/min
-  **MAX. ACCELERATION**
20 m/s²
-  **FLAME RESISTANT**
IEC 60332-1-2, UL VW1, FT 1
-  **MUD RESISTANT**
NEK 606
-  **INSULATION RESISTANCE**
≤ 1 GΩ acc.to EN 50289-1-4
-  **OIL RESISTANT**
EN 50363-10-2
-  **UL/CSA**
UL style 21223 80 °C 1000 V

CODE	No. OF CORES x SECTION n x mm ²	AWG	DIAMETER Ø mm	BENDING RADIUS mm		COPPER WEIGHT kg/km	CABLE WEIGHT kg/km
				SELF-SUPP.	SLIDING		
4200425N-P	4G2.5	14	9.6	72	96	96	240
4200440N-P	4G4	12	12.2	92	122	164	290
4200460N-P	4G6	10	14.4	108	144	231	370
4200560N-P	5G6	10	15.5	116	155	288	440
4204100N-P	4G10	8	17.4	131	174	384	585
4205100N-P	5G10	8	19.7	148	197	480	690
4204160N-P	4G16	6	21	158	210	615	890
4205160N-P	5G16	6	22.7	170	227	770	1040
4204250N-P	4G25	4	25.8	194	258	960	1350
● 4205250N-P	5G25	4	27	202	270	1200	1700
4204350N-P	4G35	2	29	217	290	1344	1820

● It is possible to order it on request.

CONSTRUCTION DATA


-  **CONDUCTOR**
Extra Flexible Bare Copper
-  **INSULATION**
Polyolefin (PP)
-  **CORE IDENTIFICATION**
Black, white numbered.
Yellow Green
-  **TAPING**
Easy Strip-Away Tape
-  **OUTER SHEATH**
PUR, Black RAL 9005


Power cable, shielded, PUR outer sheath



BC421N-P













 **SELF-SUPPORTING CHAIN**
MINIMUM BENDING RADIUS $7.5 \times \varnothing$ CABLE







 **SLIDING CHAIN**
MINIMUM BENDING RADIUS $10 \times \varnothing$ CABLE

CODE	No. OF CORES x SECTION n x mm ²	AWG	DIAMETER Ø mm	BENDING RADIUS mm		COPPER WEIGHT kg/km	CABLE WEIGHT kg/km
				SELF-SUPP.	SLIDING		
4210425N-P	(4G2.5)C	14	10.6	80	106	155	205
4210440N-P	(4G4)C	12	13.2	99	132	224	284
4210460N-P	(4G6)C	10	14.8	111	148	286	410
4214100N-P	(4G10)C	8	17.7	133	177	466	620
4214160N-P	(4G16)C	6	21.6	162	216	740	1030
4214250N-P	(4G25)C	4	26.5	199	265	1150	1560
4214350N-P	(4G35)C	2	30.7	230	307	1573	2090

TECHNICAL DATA

-  **OPERATING VOLTAGE**
600/1000V
-  **TESTING VOLTAGE**
4000 V
-  **OPERATING TEMPERATURE**
Static - 50°C + 80°C
Dynamic - 40°C + 80°C
-  **MAX. SPEED**
240 m/min
-  **MAX. ACCELERATION**
20 m/s²
-  **FLAME RESISTANT**
IEC 60332-1-2, UL VW1, FT 1
-  **MUD RESISTANT**
NEK 606
-  **INSULATION RESISTANCE**
≥ 1 GΩ acc.to EN 50289-1-4
-  **OIL RESISTANT**
EN 50363-10-2
-  **UL/CSA**
UL Style 21223 80 °C 1000 V

CONSTRUCTION DATA

-  **CONDUCTOR**
Extra Flexible Bare Copper
-  **INSULATION**
Polyolefin (PP)
-  **CORE IDENTIFICATION**
Black, white numbered.
Yellow Green
-  **TAPING**
Easy Strip-Away Tape
-  **SHIELDING**
Tinner copper wire Braid O.C. ≥ 85%
-  **OUTER SHEATH**
PUR, Black RAL 9005










BC423LC



SELF-SUPPORTING CHAIN
MINIMUM BENDING RADIUS 7.5 x Ø CABLE







SLIDING CHAIN
MINIMUM BENDING RADIUS 10 x Ø CABLE

TECHNICAL DATA

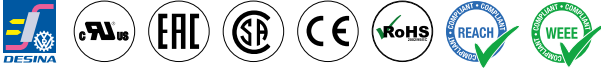
-  **OPERATING VOLTAGE**
600/1000 V
-  **TESTING VOLTAGE**
4000 V
-  **OPERATING TEMPERATURE**
Static - 40°C + 80°C
Dynamic - 25°C + 80°C
-  **MAX. SPEED**
300 m/min
-  **MAX. ACCELERATION**
20 m/s²
-  **FLAME RESISTANT**
IEC 60332-1-2, UL VW1, UL FT 1
-  **INSULATION RESISTANCE**
≥ 1 GΩ acc.to EN 50395 Part 8
-  **OIL RESISTANT**
EN 50363-4-1, UL 1581
-  **UL/CSA**
UL -AWM STYLE 2570 80° / 1000V

CODE	No. OF CORES x SECTION n x mm ²	DIAMETER Ø mm	BENDING RADIUS mm		COPPER WEIGHT kg/km	CABLE WEIGHT kg/km
			SELF-SUPP.	SLIDING		
4230415LC	(4G1.5)C	8.9	67	89	94	130
4230425LC	(4G2.5)C	10.6	80	106	142	188
4230440LC	(4G4)C	11.7	88	117	200	270
4230460LC	(4G6)C	14.4	108	144	310	413
4234100LC	(4G10)C	18	135	180	486	610
4234160LC	(4G16)C	22	165	220	770	950
4234250LC	(4G25)C	26.3	197	263	1167	1420
4234350LC	(4G35)C	30	225	300	1540	1900
4234500LC	(4G50)C	35.5	266	355	2247	2850

CONSTRUCTION DATA


-  **CONDUCTOR**
Extra Flexible Bare Copper
-  **INSULATION**
Polyolefin (PP)
-  **CORE IDENTIFICATION**
Black - White number 1 ÷ 3
Yellow green
-  **TAPING**
Layers separated by TNT tape
-  **SHIELDING**
Tinner copper wire Braid O.C. ≥ 85%
-  **OUTER SHEATH**
PVC, Orange RAL 2003


Servo-motor cable low capacitance, shielded, PVC outer sheath



BC423ALC












 **SELF-SUPPORTING CHAIN**
MINIMUM BENDING RADIUS 7.5 x Ø CABLE







 **SLIDING CHAIN**
MINIMUM BENDING RADIUS 10 x Ø CABLE

CODE	No. OF CORES x SECTION n x mm ²	DIAMETER Ø mm	BENDING RADIUS mm		COPPER WEIGHT kg/km	CABLE WEIGHT kg/km
			SELF-SUPP.	SLIDING		
4230415ALC	[(4G1.5)+(2X1.5)C]C	10.5	79	105	155	223
4230425ALC	[(4G2.5)+(2X1.5)C]C	12	90	120	200	283
4230440ALC	[(4G4)+(2X1.5)C]C	13.5	101	135	272	362
4230460ALC	[(4G6)+(2X1.5)C]C	15.6	117	156	377	488
4234100ALC	[(4G10)+(2X1.5)C]C	21	158	210	552	692
4234160ALC	[(4G16)+(2X1.5)C]C	24.1	181	241	880	990
4234250ALC	[(4G25)+(2X1.5)C]C	26.6	199	266	1210	1430
4234350ALC	[(4G35)+(2X1.5)C]C	31	232	310	1570	2025
4234500ALC	[(4G50)+(2X1.5)C]C	34	255	340	2299	3050

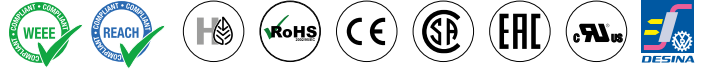
TECHNICAL DATA

-  **OPERATING VOLTAGE**
600/1000 V
-  **TESTING VOLTAGE**
4000 V
-  **OPERATING TEMPERATURE**
Static - 40°C + 80°C
Dynamic - 25°C + 80°C
-  **MAX. SPEED**
300 m/min
-  **MAX. ACCELERATION**
20 m/s²
-  **FLAME RESISTANT**
IEC 60332.1.2, UL VW1, UL FT1
-  **INSULATION RESISTANCE**
≥ 1 GΩ acc.to EN 50395 Part 8
-  **OIL RESISTANT**
EN 50363-4-1, UL 1581
-  **UL/CSA**
UL-AWM STYLE 2570 80° / 1000 V

CONSTRUCTION DATA

-  **CONDUCTOR**
Extra Flexible Bare Copper
-  **INSULATION**
Polyolefin (PP)
-  **CORE IDENTIFICATION**
Black - White number 1 ÷ 3
Yellow green
-  **TAPING**
Layers separated by TNT tape
-  **SHIELDING**
Tinner copper wire Braid O.C. ≥ 85%
-  **OUTER SHEATH**
PVC, Orange RAL 2003

BC421LC



SELF-SUPPORTING CHAIN

MINIMUM BENDING RADIUS 6,5-10 x Ø CABLE













SLIDING CHAIN

MINIMUM BENDING RADIUS 10 x Ø CABLE









TECHNICAL DATA

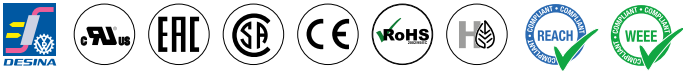
-  **OPERATING VOLTAGE**
600/1000 V
-  **TESTING VOLTAGE**
4000 V
-  **OPERATING TEMPERATURE**
Static - 50°C + 80°C
Dynamic - 40°C + 80°C
-  **MAX. SPEED**
600 m/min
-  **MAX. ACCELERATION**
60 m/s²
-  **FLAME RESISTANT**
IEC 60332-1-2, UL VW1, FT 1
-  **OIL RESISTANT**
EN 50363-10-12, UL 1581
-  **MUD RESISTANT**
NEK 606
-  **INSULATION RESISTANCE**
≥ 1 GΩ acc.to EN 50395 Part 8
-  **UL/CSA**
UL-AWM STYLE 20234 80° / 1000 V

CODE	No. OF CORES x SECTION n x mm ²	DIAMETER Ø mm	BENDING RADIUS mm		COPPER WEIGHT kg/km	CABLE WEIGHT kg/km
			SELF-SUPP.	SLIDING		
4210415LC	(4G1.5)C	9.1	60	91	94	137
4210425LC	(4G2.5)C	10.6	80	106	142	188
4210440LC	(4G4)C	11.7	90	117	200	265
4210460LC	(4G6)C	14.4	110	144	310	399
4214100LC	(4G10)C	18.6	185	186	486	620
4214160LC	(4G16)C	22.2	220	222	770	1009
4214250LC	(4G25)C	26.3	265	263	1167	1480
4214350LC	(4G35)C	30	300	300	1540	1950
4214500LC	(4G50)C	35	350	350	2247	2900

CONSTRUCTION DATA

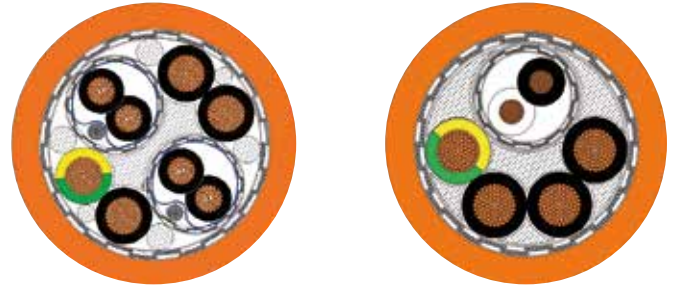
-  **CONDUCTOR**
Extra Flexible Bare Copper
-  **INSULATION**
Polyolefin (PP)
-  **CORE IDENTIFICATION**
Black - White number 1 ÷ 3
Yellow green
-  **TAPING**
Layers separated by TNT tape
-  **SHIELDING**
Tinner copper wire Braid O.C. ≥ 85%
-  **OUTER SHEATH**
PUR, Orange RAL 2003


Servo-motor cable low capacitance, shielded, PUR outer sheath




BC430LC ONLY

BC430LC BC435LC



 **SELF-SUPPORTING CHAIN**
MINIMUM BENDING RADIUS 6.5-10 x Ø CABLE

 **SLIDING CHAIN**
MINIMUM BENDING RADIUS 10 x Ø CABLE











BC430LC

CODE	No. OF CORES x SECTION n x mm ²	DIAMETER Ø mm	BENDING RADIUS mm		COPPER WEIGHT kg/km	CABLE WEIGHT kg/km
			SELF-SUPP.	SLIDING		
4300407LC	[4G0.75+(2x0.50)C]C	9.5	65	95	73	130
4300410LC	[4G1+2x(2x0.75)C]C	11.6	85	116	170	201
4300415LC	[4G1.5+2x(2x0.75)C]C	12.2	90	122	189	220
4300425LC	[(4G2.5)+2x(2x1)C]C	14.7	110	147	223	311
4300440LC	[(4G4)+(2x1)C+(2x1.5)C]C	16.5	165	165	309	440
4300460LC	[(4G6)+(2x1)C+(2x1.5)C]C	18	180	180	395	510
4304100LC	[(4G10)+(2x1)C+(2x1.5)C]C	22	220	220	575	772
4304160LC	[(4G16)+2x(2x1.5)C]C	25.5	255	255	850	1100
4304250LC	[(4G25)+2x(2x1.5)C]C	29	290	290	1250	1600
4304350LC	[(4G35)+2x(2x1.5)C]C	31	310	310	1588	2000
4304500LC	[(4G50)+2x(2x2.5)C]C	36.3	365	363	2351	3050







BC435LC

CODE	No. OF CORES x SECTION n x mm ²	DIAMETER Ø mm	BENDING RADIUS mm		COPPER WEIGHT kg/km	CABLE WEIGHT kg/km
			SELF-SUPP.	SLIDING		
4350415LC	[4G1.5+(2x1.5)C]C	11.6	85	116	155	213
4350425LC	[4G2.5+(2x1.5)C]C	13.4	100	134	200	283
4350440LC	[4G4+(2x1.5)C]C	14.8	110	148	272	368
4350460LC	[4G6+(2x1.5)C]C	16.7	165	167	377	495
4354100LC	[4G10+(2x1.5)C]C	20.7	205	207	552	692
4354160LC	[4G16+(2x1.5)C]C	23.7	235	237	880	1027
4354250LC	[4G25+(2x1.5)C]C	27	270	270	1210	1431
4354350LC	[4G35+(2x1.5)C]C	30.9	309	309	1570	1953
4354500LC	[4G50+(2x1.5)C]C	34	340	340	2299	2740


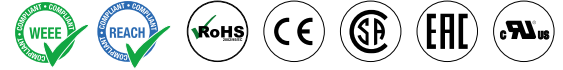
TECHNICAL DATA

-  **OPERATING VOLTAGE**
600/1000 V
-  **TESTING VOLTAGE**
4000 V
-  **OPERATING TEMPERATURE**
Static - 50°C + 80°C
Dynamic - 40°C + 80°C
-  **MAX. SPEED**
600 m/min
-  **MAX. ACCELERATION**
60 m/s²
-  **FLAME RESISTANT**
IEC 60332-1-2, UL VW1, FT 1
-  **OIL RESISTANT**
EN 50363-10-12, UL 1581
-  **MUD RESISTANT**
NEK 606
-  **INSULATION RESISTANCE**
≥ 1 GΩ X KM acc.to EN 50395 Part 8
-  **UL/CSA**
UL-AWM STYLE 20234 80° / 1000 V

CONSTRUCTION DATA

-  **CONDUCTOR**
Extra Flexible Bare Copper
-  **INSULATION**
Polyolefin (PP)
-  **CORE IDENTIFICATION**
Black - White number 1 ÷ 3
Yellow green
-  **TAPING**
Layers separated by TNT tape
-  **SHIELDING**
Tinner copper wire Braid O.C. ≥ 85%
-  **OUTER SHEATH**
PUR, Orange RAL 2003










BC427-P



SELF-SUPPORTING CHAIN
MINIMUM BENDING RADIUS 6.5-7.5 x Ø CABLE

SLIDING CHAIN
MINIMUM BENDING RADIUS 10 x Ø CABLE





TECHNICAL DATA

-  **OPERATING VOLTAGE**
600/1000 V
-  **TESTING VOLTAGE**
4000 V
-  **OPERATING TEMPERATURE**
Static - 40°C + 80°C
Dynamic - 25°C + 80°C
-  **MAX. SPEED**
300 m/min
-  **MAX. ACCELERATION**
20 m/s²
-  **FLAME RESISTANT**
IEC 60332-1-2, UL VW1, UL FT 1
-  **OIL RESISTANT**
EN 50363-4-1, UL 1581
-  **INSULATION RESISTANCE**
≥ 1 GΩ acc.to EN 50395 Part 8
-  **UL/CSA**
UL-AWM style 10681 80° / 1000 V

CODE	No. OF CORES x SECTION n x mm ²	AWG	DIAMETER Ø mm	BENDING RADIUS mm		COPPER WEIGHT kg/km	CABLE WEIGHT kg/km
				SELF-SUPP.	SLIDING		
4270106-P	1x6	10	6.7	50	67	58	110
4270110-P	1x10	8	7.7	58	77	97	154
4270116-P	1x16	6	9.3	70	93	153	234
4270116-P	1x16	6	9.3	70	93	153	234
4270125-P	1x25	4	11.1	83	111	230	340
4270135-P	1x35	2	12.9	97	129	360	433
4270150-P	1x50	1	15.3	115	153	520	622
4270170-P	1x70	2/0	17.3	130	173	710	920
4270195-P	1x95	3/0	19.2	144	192	920	1200

It is possible to order this range of cables with Yellow / Green outer sheath, on request.


CONSTRUCTION DATA


-  **CONDUCTOR**
Extra Flexible Bare Copper
-  **INSULATION**
XL-PE
-  **TAPING**
Easy Strip-Away Tape
-  **OUTER SHEATH**
PVC, black RAL 9005


Single-core cable, double insulation, shielded, PVC outer sheath



BC427C-P












 **SELF-SUPPORTING CHAIN**
MINIMUM BENDING RADIUS 6.5-7.5 x Ø CABLE






 **SLIDING CHAIN**
MINIMUM BENDING RADIUS 10 x Ø CABLE

CODE	No. OF CORES x SECTION n x mm ²	AWG	DIAMETER Ø mm	BENDING RADIUS mm		COPPER WEIGHT kg/km	CABLE WEIGHT kg/km
				SELF-SUPP.	SLIDING		
4270106C-P	(1x6)C	10	7.3	55	73	79	133
4270110C-P	(1x10)C	8	8.3	62	83	122	189
4270116C-P	(1x16)C	6	9.9	74	99	183	296
4270125C-P	(1x25)C	4	11.7	88	117	269	396
4270135C-P	(1x35)C	2	13.5	101	135	390	562
4270150C-P	(1x50)C	1	15.9	119	159	581	799
4270170C-P	(1x70)C	2/0	18.1	136	181	766	1065
4270195C-P	(1x95)C	3/0	20	150	200	1011	1264

TECHNICAL DATA

-  **OPERATING VOLTAGE**
600/1000 V
-  **TESTING VOLTAGE**
4000 V
-  **OPERATING TEMPERATURE**
Static - 40°C + 80°C
Dynamic - 25°C + 80°C
-  **MAX. SPEED**
300 m/min
-  **MAX. ACCELERATION**
20 m/s²
-  **FLAME RESISTANT**
IEC 60332-1-2, UL VW1, UL FT 1
-  **OIL RESISTANT**
EN 50363-4-1, UL 1581
-  **INSULATION RESISTANCE**
≥ 1 GΩ ACC.TO EN 50395 PART 8
-  **UL/CSA**
UL-AWM STYLE 10681 80° / 1000 V

CONSTRUCTION DATA

-  **CONDUCTOR**
Extra Flexible Bare Copper
-  **INSULATION**
XL-PE
-  **TAPING**
Easy Strip-Away Tape
-  **SHIELDING**
Tinner copper wire Braid O.C. ≥ 85%
-  **OUTER SHEATH**
PVC, black RAL 9005











BC425-P



SELF-SUPPORTING CHAIN
MINIMUM BENDING RADIUS 7.5 x Ø CABLE




SLIDING CHAIN
MINIMUM BENDING RADIUS 10 x Ø CABLE

TECHNICAL DATA

-  **OPERATING VOLTAGE**
600/1000 V
-  **TESTING VOLTAGE**
4000 V
-  **OPERATING TEMPERATURE**
Static - 50°C + 80°C
Dynamic - 40°C + 80°C
-  **MAX. SPEED**
600 m/s
-  **MAX. ACCELERATION**
60 m/s²
-  **FLAME RESISTANT**
IEC 60332-1-2., CSA FT2, UL HB
-  **OIL RESISTANT**
STANDARD UL 1581
-  **MUD RESISTANT**
NEK 606
-  **INSULATION RESISTANCE**
≥ 1 GΩ acc.to EN 50395 Part 8
-  **UL/CSA**
UL AWM Style 10492/11624 80° / 1000 V

CODE	No. OF CORES x SECTION n x mm ²	AWG	DIAMETER Ø mm	BENDING RADIUS mm		COPPER WEIGHT kg/km	CABLE WEIGHT kg/km
				SELF-SUPP.	SLIDING		
4250110-P	1x10	8	7.8	58	78	96	127
4250116-P	1x16	6	9.2	69	92	153.6	190
4250125-P	1x25	4	10.5	79	105	240	277
4250135-P	1x35	2	12.3	93	123	336	385
4250150-P	1x50	1	14.2	107	142	480	536
4250170-P	1x70	2/0	16.5	124	165	672	735
4250195-P	1x95	3/0	17.5	132	175	912	950
4250120-P	1x120	4/0	18.6	140	186	1152	1164
4250150-P	1x150	250	21.4	160	214	1440	1479
4250185-P	1x185	350	23.2	174	232	1776	1799
4250240-P	1x240	450	28.4	213	284	2304	2457


CONSTRUCTION DATA


-  **CONDUCTOR**
Extra Flexible Bare Copper
-  **INSULATION**
Polyolefin (PP)
-  **OUTER SHEATH**
PUR, Black RAL 9005


Single-core cable, double insulation, shielded, PUR outer sheath



BC426-P













 **SELF-SUPPORTING CHAIN**
MINIMUM BENDING RADIUS $7.5 \times \varnothing$ CABLE




 **SLIDING CHAIN**
MINIMUM BENDING RADIUS $10 \times \varnothing$ CABLE

CODE	No. OF CORES x SECTION n x mm ²	AWG	DIAMETER Ø mm	BENDING RADIUS mm		COPPER WEIGHT kg/km	CABLE WEIGHT kg/km
				SELF-SUPP.	SLIDING		
4260110-P	(1x10)C	8	8.4	63	84	118.4	164
4260116-P	(1x16)C	6	9.8	74	98	182.3	236
4260125-P	(1x25)C	4	11.1	83	111	273.5	330
4260135-P	(1x35)C	2	13	97	130	374.4	449
4260150-P	(1x50)C	1	15.7	118	157	548.1	654
4260170-P	(1x70)C	2/0	18.2	136	182	748.8	884
4260195-P	(1x95)C	3/0	19.8	148	198	997.2	1132
4261120-P	(1x120)C	4/0	21.1	158	211	1237.2	1364
4261150-P	(1x150)C	250	23.5	176	235	1542.2	1701
4261185-P	(1x185)C	350	25.9	194	259	1889.6	2083
4261240-P	(1x240)C	450	29.8	223	298	2428.9	2693

TECHNICAL DATA

-  **OPERATING VOLTAGE**
600/1000 V
-  **TESTING VOLTAGE**
4000 V
-  **OPERATING TEMPERATURE**
Static - 50°C + 80°C
Dynamic - 40°C + 80°C
-  **MAX. SPEED**
600 m/s
-  **MAX. ACCELERATION**
60 m/s²
-  **FLAME RESISTANT**
IEC 60332-1-2, CSA FT2, UL HB
-  **OIL RESISTANT**
STANDARD UL 1581
-  **MUD RESISTANT**
NEK 606
-  **INSULATION RESISTANCE**
≥ 1 GΩ acc.to EN 50395 Part 8
-  **UL/CSA**
UL AWM Style 10492/10848 80° / 1000 V

CONSTRUCTION DATA

-  **CONDUCTOR**
Extra Flexible Bare Copper
-  **INSULATION**
Polyolefin (PP)
-  **SHIELDING**
Tinner copper wire Braid O.C. ≥ 85%
-  **OUTER SHEATH**
PUR, Black RAL 9005

BC428PE



SELF-SUPPORTING CHAIN

MINIMUM BENDING RADIUS 7.5 x Ø CABLE












SLIDING CHAIN

MINIMUM BENDING RADIUS 10 x Ø CABLE








TECHNICAL DATA

-  **OPERATING VOLTAGE**
600/1000 V
-  **TESTING VOLTAGE**
4000 V
-  **OPERATING TEMPERATURE**
Static - 50°C + 80°C
Dynamic - 40°C + 80°C
-  **MAX. SPEED**
240 m/min
-  **MAX. ACCELERATION**
10 m/s²
-  **FLAME RESISTANT**
IEC 60332-1-2, UL/CSA FT1, UL VW1
-  **OIL RESISTANT**
EN 50363-10-2
-  **MUD RESISTANT**
NEK 606
-  **UL/CSA**
UL-AWM STYLE 21223 80°C - 1000V

CODE	No. OF CORES x SECTION n x mm ²	DIAMETER Ø mm	BENDING RADIUS mm		COPPER WEIGHT kg/km	CABLE WEIGHT kg/km
			SELF-SUPP.	SLIDING		
428350PE	3x50+3G10PE	33.6	252	336	1850	2100
428370PE	3x70+3G12PE	37.2	279	372	2533	3100
428395PE	3x95+3G16PE	41.7	313	417	3250	4200

CONSTRUCTION DATA


-  **CONDUCTOR**
Extra Flexible Bare Copper
-  **INSULATION**
Polyolefin (PP)
-  **CORE IDENTIFICATION**
Black - White number 1 ÷ 3
Yellow Green
-  **TAPING**
PTFE tape overlapped un single insulated wire
-  **OUTER SHEATH**
PUR, Black RAL 9005


Power cable, shielded, PUR outer sheath



BC429PE












 **SELF-SUPPORTING CHAIN**
MINIMUM BENDING RADIUS 7.5 x Ø CABLE







 **SLIDING CHAIN**
MINIMUM BENDING RADIUS 10 x Ø CABLE

CODE	No. OF CORES x SECTION n x mm ²	DIAMETER Ø mm	BENDING RADIUS mm		COPPER WEIGHT kg/km	CABLE WEIGHT kg/km
			SELF-SUPP.	SLIDING		
429350PE	(3x50+3G10)	34	255	325	2050	2950
429370PE	(3x70+3G12)	38.5	290	385	2523	3250

TECHNICAL DATA

-  **OPERATING VOLTAGE**
600/1000 V
-  **TESTING VOLTAGE**
4000 V
-  **OPERATING TEMPERATURE**
Static - 50°C + 80°C
Dynamic - 40°C + 80°C
-  **MAX. SPEED**
240 m/min
-  **MAX. ACCELERATION**
10 m/s²
-  **FLAME RESISTANT**
IEC 60332-1-2, UL/CSA FT1, UL VW1
-  **OIL RESISTANT**
EN 50363-10-2
-  **MUD RESISTANT**
NEK 606
-  **UL/CSA**
UL-AWM STYLE 21223 80°C - 1000V

CONSTRUCTION DATA

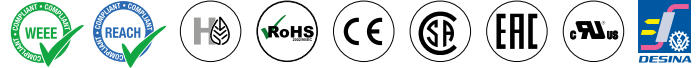
-  **CONDUCTOR**
Extra Flexible Bare Copper
-  **INSULATION**
Polyolefin (PP)
-  **CORE IDENTIFICATION**
Black - White number 1 ÷ 3
Yellow Green
-  **TAPING**
PTFE tape overlapped un single insulated wire
-  **SHIELDING**
Tinner copper wire Braid O.C. ≥ 85%
-  **OUTER SHEATH**
PUR, Black RAL 9005



ENCODER, MEASURING SYSTEM AND RESOLVER CABLES

BC4400001 - BC4400020 <i>Encoder cable, PUR sheath, BOSCH-REXROTH INDRAMAT® standard</i>	p. 36
BC4400018 <i>Encoder cable, PVC sheath, BOSCH-REXROTH INDRAMAT® standard</i>	p. 37
BC4400002 <i>Encoder cable, PUR sheath, SIEMENS® standard 6FX-8008</i>	p. 38
BC4400004 - BC4400017 <i>Encoder cable, PUR sheath, HEIDENHAIN® standard</i>	p. 39
BC4400005 <i>Encoder cable, PUR sheath, HEIDENHAIN® standard</i>	p. 40
BC4400007 - BC4400008 <i>Resolver cable, PVC sheath</i>	p. 41
BC4400009 - BC4400010 <i>Resolver cable, double shield, PVC sheath</i>	p. 42
BC4400006 - BC4400016 - BC4400019 <i>Encoder cable, PUR/PVC sheath, SIEMENS® standard 6FX-2008</i>	p. 43
BC4400011 - BC4400012 - BC4400013 - BC4400014 <i>Resolver cable, PUR sheath</i>	p. 44
BC4400015 <i>Tachymeter cable, PUR sheath</i>	p. 45
BC4400023 <i>Encoder cable, PUR sheath, SIEMENS® standard 6FX-8008</i>	p. 46
BC4400024 - BC4400025 <i>Encoder cable, PUR/PVC sheath, SCHNEIDER-ELAU® standard</i>	p. 47
BC4400022 <i>Encoder cable, PUR sheath, SIEMENS® standard 6FX-2008</i>	p. 48

BC440



SELF-SUPPORTING CHAIN
MINIMUM BENDING RADIUS 6.5 - 10 x Ø CABLE

SLIDING CHAIN
MINIMUM BENDING RADIUS 10 x Ø CABLE

TECHNICAL DATA

- OPERATING VOLTAGE**
300 V
- TESTING VOLTAGE**
1500 V
- OPERATING TEMPERATURE**
Static - 50°C + 80°C
Dynamic - 40°C + 80°C
- MAX. SPEED**
600 m/min
- MAX. ACCELERATION**
60 m/s²
- FLAME RESISTANT**
IEC 60332-1-2, UL VW1, FT 1
- OIL RESISTANT**
EN 50363-10-12, UL 1581
- MUD RESISTANT**
NEK 606
- INSULATION RESISTANCE**
≥ 1 GΩ acc.to EN 50395 Part 8
- UL/CSA**
UL-AWM style 20233 80° / 300 V

CODE	No. OF CORES x SECTION n x mm ²	DIAMETER Ø mm	BENDING RADIUS mm		COPPER WEIGHT kg/km	CABLE WEIGHT kg/km
			SELF-SUPP.	SLIDING		
4400001	[(4X2X0.25+2X1.0)]	8.8	57	88	74	110
4400020	[(4X2X0.25+2X0.5)]	8.5	55	85	70	104

CONSTRUCTION DATA

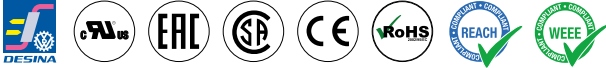
- CONDUCTOR**
Extra Flexible Bare Copper
- INSULATION**
Polyolefin (PP)
- CORE IDENTIFICATION**
See table on page
- TAPING**
Easy Strip-Away Tape
- SHIELDING**
Tinner copper wire Braid O.C. ≥ 85%
- OUTER SHEATH**
PUR, Orange RAL 2003



CORE IDENTIFICATION

4400001	4400020
4x2x0.25 1 st pair: Brown, Green 2 nd pair: Pink, Grey 3 rd pair: Blue, Purple 4 th pair: Red, Black	4x2x0.25 1 st pair: Brown, Green 2 nd pair: Pink, Grey 3 rd pair: Blue, Purple 4 th pair: Red, Black
2x1 White, Brown	2x0.5 White, Brown

Encoder cable, PVC sheath, BOSCH-REXROTH INDRAMAT® standard












BC440



-  **SELF-SUPPORTING CHAIN**
MINIMUM BENDING RADIUS 6.5 - 10 x Ø CABLE
-  **SLIDING CHAIN**
MINIMUM BENDING RADIUS 10 x Ø CABLE

CODE	No. OF CORES x SECTION n x mm ²	DIAMETER Ø mm	BENDING RADIUS mm		COPPER WEIGHT kg/km	CABLE WEIGHT kg/km
			SELF-SUPP.	SLIDING		
4400018	(4x2x0.38 + 4x0.50)C	8.5	55	85	75	115

TECHNICAL DATA

-  **OPERATING VOLTAGE**
300 V
-  **TESTING VOLTAGE**
1500 V
-  **OPERATING TEMPERATURE**
Static - 40°C + 80°C
Dynamic - 25°C + 80°C
-  **MAX. SPEED**
300 m/min
-  **MAX. ACCELERATION**
20 m/s²
-  **FLAME RESISTANT**
IEC 60332-1-2, UL VW1, UL FT 1
-  **OIL RESISTANT**
EN 50363-4-1, UL 1581
-  **INSULATION RESISTANCE**
≥ 1 GΩ acc.to EN 50395 Part 8
-  **UL/CSA**
UL-AWM style 2464 80°/ 300 V









CORE IDENTIFICATION

4400018

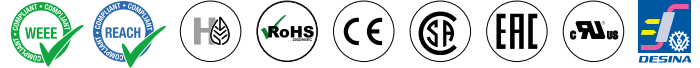
4x2x0.38 mm²
1st pair: Pink, Grey
2nd pair: Yellow, Green
3rd pair: Red, Black
4th pair: Purple, Blue

4x0.50 mm²
Brown, White

CONSTRUCTION DATA

-  **CONDUCTOR**
Extra Flexible Bare Copper
-  **INSULATION**
Polyolefin (PP)
-  **CORE IDENTIFICATION**
See table on page
-  **TAPING**
Easy Strip-Away Tape
-  **SHIELDING**
Tinner copper wire Braid O.C. ≥ 85%
-  **OUTER SHEATH**
PVC, Green RAL 6018











BC440



SELF-SUPPORTING CHAIN
MINIMUM BENDING RADIUS 6.5 - 10 x Ø CABLE







SLIDING CHAIN
MINIMUM BENDING RADIUS 10 x Ø CABLE

TECHNICAL DATA

-  **OPERATING VOLTAGE**
30 V
-  **TESTING VOLTAGE**
500 V
-  **OPERATING TEMPERATURE**
Static - 50°C / + 80°C
Dynamic - 40°C / + 80°C
-  **MAX. SPEED**
600 m/min
-  **MAX. ACCELERATION**
60 m/s²
-  **FLAME RESISTANT**
IEC 60332-1-2. UL VW1. FT 1
-  **OIL RESISTANT**
EN 50363-10-12. UL 1581
-  **MUD RESISTANT**
NEK 606
-  **INSULATION RESISTANCE**
≥ 1 GΩ acc.to EN 50395 Part 8
-  **UL/CSA**
UL-AWM style 20236 80° / 30 V

CODE	No. OF CORES x SECTION n x mm ²	DIAMETER Ø mm	BENDING RADIUS mm		COPPER WEIGHTE kg/km	CABLE WEIGHT kg/km
			SELF-SUPP.	SLIDING		
4400002	(4x2x0.38 + 4x0.50)C	9	58	90	76	120

CONSTRUCTION DATA

-  **CONDUCTOR**
Extra Flexible Bare Copper
-  **INSULATION**
Polyolefin (PP)
-  **CORE IDENTIFICATION**
See table on page
-  **TAPING**
Easy Strip-Away Tape
-  **SHIELDING**
Tinner copper wire Braid O.C. ≥ 85%
-  **OUTER SHEATH**
PUR, Green RAL 6018





CORE IDENTIFICATION	
4400002	
4x2x0.34 mm²	
1 st pair: Red, Orange	
2 nd pair: Yellow, Green	
3 rd pair: Blue, Purple	
4 th pair: Brown, Black	
1x4x0.50 mm²	
White/Black - White/Red	
White/Yellow - White/Blue	

Encoder cable, PUR sheath, HEIDENHAIN® standard













BC440



-  **SELF-SUPPORTING CHAIN**
MINIMUM BENDING RADIUS 6.5 - 10 x Ø CABLE
-  **SLIDING CHAIN**
MINIMUM BENDING RADIUS 10 x Ø CABLE

CODE	No. OF CORES x SECTION n x mm ²	DIAMETER Ø mm	BENDING RADIUS mm		COPPER WEIGHT kg/km	CABLE WEIGHT kg/km
			SELF-SUPP.	SLIDING		
4400004	[3x(2x0.14) + 2x(1x1.0)]C	9.1	59	91	69	110
4400017	[3x(2x0.14) + 2x(1x0.50)]C	8.5	55	85	64	102

TECHNICAL DATA







-  **OPERATING VOLTAGE**
300 V
-  **TESTING VOLTAGE**
1500 V
-  **OPERATING TEMPERATURE**
Static - 50°C / + 80°C
Dynamic - 40°C / + 80°C
-  **MAX. SPEED**
600 m/min
-  **MAX. ACCELERATION**
60 m/s²
-  **FLAME RESISTANT**
IEC 60332-1-2, UL VW1, FT 1
-  **OIL RESISTANT**
EN 50363-10-12, UL 1581
-  **MUD RESISTANT**
NEK 606
-  **INSULATION RESISTANCE**
≥ 1 GΩ acc.to EN 50395 Part 8
-  **UL/CSA**
UL-AWM style 20233 80° / 300 V



CORE IDENTIFICATION

4400004	4400017
3x(2x0.14) 1 st pair: Yellow, Green 2 nd pair: Pink, Grey 3 rd pair: Red, Blue 2x(1x1.0) White, Brown	3x(2x0.14) 1 st pair: Yellow, Green 2 nd pair: Pink, Grey 3 rd pair: Red, Blue 2x(1x0.50) White, Brown

CONSTRUCTION DATA

-  **CONDUCTOR**
Extra Flexible Bare Copper
-  **INSULATION**
Polyolefin (PP)
-  **CORE IDENTIFICATION**
See table on page
-  **TAPING**
Easy Strip-Away Tape
-  **SHIELDING**
Tinner copper wire Braid O.C. ≥ 85%
-  **OUTER SHEATH**
PUR, Green RAL 6018

BC440



SELF-SUPPORTING CHAIN
MINIMUM BENDING RADIUS 6.5 - 10 x Ø CABLE

SLIDING CHAIN
MINIMUM BENDING RADIUS 10 x Ø CABLE

TECHNICAL DATA

- OPERATING VOLTAGE**
300 V
- TESTING VOLTAGE**
1500 V
- OPERATING TEMPERATURE**
Static - 50°C / + 80°C
Dynamic - 40°C / + 80°C
- MAX. SPEED**
600 m/min
- MAX. ACCELERATION**
60 m/s²
- FLAME RESISTANT**
IEC 60332-1-2. UL VW1. FT 1
- OIL RESISTANT**
EN 50363-10-12. UL 1581
- INSULATION RESISTANCE**
≥ 1 GΩ acc.to EN 50395 Part 8
- MUD RESISTANT**
NEK 606
- UL/CSA**
UL-AWM style 20233 80° / 300 V

CODE	No. OF CORES x SECTION n x mm ²	DIAMETER Ø mm	BENDING RADIUS mm		COPPER WEIGHT kg/km	CABLE WEIGHT kg/km
			SELF-SUPP.	SLIDING		
4400005	(4x2x0.14 + 4x0.50)C	7.7	50	77	50	93

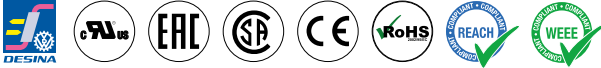
CONSTRUCTION DATA

- CONDUCTOR**
Extra Flexible Bare Copper
- INSULATION**
Polyolefin (PP)
- CORE IDENTIFICATION**
See table on page
- TAPING**
Easy Strip-Away Tape
- SHIELDING**
Tinner copper wire Braid O.C. ≥ 85%
- OUTER SHEATH**
PUR, Green RAL 6018





CORE IDENTIFICATION	
4400005	
	4x2x0.14 mm² 1 st pair: Green, Brown 2 nd pair: Red, Black 3 rd pair: Grigio, Pink 4 th pair: Yellow, purple
	4x0.50 mm² White, Blue White/Green Brown/Green

Resolver cable, PVC sheath












BC440










-  **SELF-SUPPORTING CHAIN**
MINIMUM BENDING RADIUS 6.5 - 10 x Ø CABLE
-  **SLIDING CHAIN**
MINIMUM BENDING RADIUS 10 Ø CABLE

CODE	No. OF CORES x SECTION n x mm ²	DIAMETER Ø mm	BENDING RADIUS mm		COPPER WEIGHT kg/km	CABLE WEIGHT kg/km
			SELF-SUPP.	SLIDING		
4400007	4x(2x0.25)C	9	58	90	47	140
4400008	4x(2x0.34)C	10	65	100	55	160

TECHNICAL DATA

-  **OPERATING VOLTAGE**
300 V
-  **TESTING VOLTAGE**
1500 V
-  **OPERATING TEMPERATURE**
Static - 50°C / + 80°C
Dynamic - 40°C / + 80°C
-  **MAX. SPEED**
300 m/min
-  **MAX. ACCELERATION**
20 m/s²
-  **FLAME RESISTANT**
IEC 60332-1-2. UL VW1. FT 1
-  **OIL RESISTANT**
EN 50363-4-1. UL 1581
-  **INSULATION RESISTANCE**
≥ 2500 MΩ X km acc.to EN 50395 part 8
-  **UL/CSA**
UL-AWM style 20233 80° / 300 V

CONSTRUCTION DATA

-  **CONDUCTOR**
Extra Flexible Bare Copper
-  **INSULATION**
Special Polypropylene
-  **CORE IDENTIFICATION**
See table on page
-  **INNER SHEATH**
Thermoplastic Compound
-  **TAPING**
Easy Strip-Away Tape
-  **PAIRS SHIELDING**
Tinner copper wire Braid O.C. ≥ 85%
-  **OUTER SHEATH**
PVC, Green RAL 6018



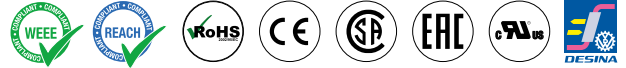
CORE IDENTIFICATION

4400007 - 4400008


- 1st pair: Black, Red
- 2nd pair: Black, White
- 3rd pair: Black, Green
- 4th pair: Black, Blue

Resolver cable, double shield, PVC sheath

BC440












SELF-SUPPORTING CHAIN
MINIMUM BENDING RADIUS 6.5 - 10 x Ø CABLE



SLIDING CHAIN
MINIMUM BENDING RADIUS 10 x Ø CABLE











TECHNICAL DATA

-  **OPERATING VOLTAGE**
300 V
-  **TESTING VOLTAGE**
1500 V
-  **OPERATING TEMPERATURE**
Static - 40°C / + 80°C
Dynamic - 25°C / + 80°C
-  **MAX. SPEED**
300 m/min
-  **MAX. ACCELERATION**
20 m/s²
-  **FLAME RESISTANT**
IEC 60332-1-2, UL VW1, UL FT 1
-  **OIL RESISTANT**
EN 50363-4-1, UL 1581
-  **INSULATION RESISTANCE**
≥ 2500 MΩ x km acc.to EN 50395 part 8
-  **UL/CSA**
UL-AWM style 2464 80° / 300 V

CODE	No. OF CORES x SECTION n x mm ²	AWG	DIAMETER Ø mm	BENDING RADIUS mm		COPPER WEIGHT kg/km	CABLE WEIGHT kg/km
				SELF-SUPP.	SLIDING		
4400009	[4x(2x0.25)C]C	24	9.5	65	95	80	160
4400010	[4x(2x0.34)C]C	22	10.5	80	105	98	180

CONSTRUCTION DATA

-  **CONDUCTOR**
Extra Flexible Bare Copper
-  **INSULATION**
Polyolefin (PP)
-  **CORE IDENTIFICATION**
See table on page
-  **PAIR'S SHIELDING**
Tinner copper wire Braid O.C. ≥ 85%
-  **INNER SHEATH**
Thermoplastic Compound
-  **TAPING**
Easy Strip-Away Tape
-  **SHIELDING**
Tinner copper wire Braid O.C. ≥ 85%
-  **OUTER SHEATH**
PVC, Green RAL 6018




CORE IDENTIFICATION	
4400009 - 4400010	
1 st pair:	Black/Red
2 nd pair:	Black/White
3 rd pair:	Black/Green
4 th pair:	Black/Blue



Encoder cable, PUR/PVC sheath, SIEMENS® standard 6FX-2008



4400006 ONLY











BC440



-  **SELF-SUPPORTING CHAIN**
MINIMUM BENDING RADIUS 6.5 - 10 x Ø CABLE
-  **SLIDING CHAIN**
MINIMUM BENDING RADIUS 10 x Ø CABLE

CODE	No. OF CORES x SECTION n x mm ²	DIAMETER Ø mm	BENDING RADIUS mm		COPPER WEIGHT kg/km	CABLE WEIGHT kg/km
			SELF-SUPP.	SLIDING		
4400006 (PUR)	[3x(2x0.14) + 4x0.14 + 2x0.50]C	9.4	65	94	84	139
4400016 (PVC)	(4x2x0.38 + 4x0.50)C	8.9	60	89	80	123
4400019 (PVC)	[3x(2x0.14) + 4x0.14 + 2x0.50 + 4x0.22]C	9.4	65	94	84	136







TECHNICAL DATA

-  **OPERATING VOLTAGE**
300 V
-  **TESTING VOLTAGE**
1500 V
-  **OPERATING TEMPERATURE**
4400006
Static - 50°C / + 80°C
Dynamic - 40°C / + 80°C
4400016-4400019
Static - 40°C / + 80°C
Dynamic - 25°C / + 80°C
-  **MAX. SPEED**
4400006 600 m/min
4400016-4400019 300 m/min
-  **MAX. ACCELERATION**
4400006 60 m/s²
4400016-4400019 20 m/s²
-  **FLAME RESISTANT**
IEC 60332-1-2, UL VW1, UL FT 1
-  **OIL RESISTANT**
4400006 EN 50363-10-12, UL 1581
4400016-4400019
EN 50363-4-1, UL 1581
-  **INSULATION RESISTANCE**
≥ 1 GΩ acc.to EN 50395 part 8
-  **MUD RESISTANT**
4400006 NEK 606
-  **UL/CSA**
UL-AWM style 20233 80° / 300 V



CORE IDENTIFICATION		
44000006	4400016	4400019
3x(2x0.14) mm² 1 st pair: Yellow/Green 2 nd pair: Black/Brown 3 rd pair: Orange/Red 1x2x0.50 mm² 1 st pair: Brown/Red 2 nd pair: Brown/Blue 1x4x0.14 mm² 1 st pair: White/Yellow 2 nd pair: White/Black Grey, Blue	1x4x0.50 mm² 1 st pair: White/Blue 2 nd pair: White/Yellow 3 rd pair: White/Red 4 th pair: White/Black 4x2x0.34 mm² 1 st pair: Red/Orange 2 nd pair: Yellow/Green 3 rd pair: Blue/Purple 4 th pair: Black/Brown Red, Orange, Yellow, Green Blue, Purple, Black, Brown	3x(2x0.14) mm² 1 st pair: Yellow/Green 2 nd pair: Black/Brown 3 rd pair: Orange/Red 1x2x0.50 mm² 1 st pair: Brown/Red 2 nd pair: Brown/Blue 1x4x0.14 mm² 1 st pair: White/Yellow 2 nd pair: White/Black Grey, Blue 1x4x0.22 mm² 1 st pair: Brown/Yellow 2 nd pair: Brown/Grey 3 rd pair: Green/Black 4 th pair: Green/Red

CONSTRUCTION DATA

-  **CONDUCTOR**
Extra Flexible Bare Copper
-  **INSULATION**
Polyolefin (PP)
-  **CORE IDENTIFICATION**
See table on page
-  **TAPING**
Easy Strip-Away Tape
-  **SHIELDING**
Tinner copper wire Braid O.C. ≥ 85%
-  **OUTER SHEATH**
4400006 PUR, Green RAL 6018
4400016-4400019
PVC, Green RAL 6018

Resolver cable, PUR sheath











BC440



SELF-SUPPORTING CHAIN
MINIMUM BENDING RADIUS 6.5 - 10 x Ø CABLE








SLIDING CHAIN
MINIMUM BENDING RADIUS 10 x Ø CABLE

TECHNICAL DATA

-  **OPERATING VOLTAGE**
300 V
-  **TESTING VOLTAGE**
1500 V
-  **OPERATING TEMPERATURE**
Static - 50°C / + 80°C
Dynamic - 40°C / + 80°C
-  **MAX. SPEED**
600 m/min
-  **MAX. ACCELERATION**
60 m/s²
-  **FLAME RESISTANT**
IEC 60332-1-2. UL VW1. UL FT 1
-  **OIL RESISTANT**
EN 50363-10-12. UL 1581
-  **INSULATION RESISTANCE**
≥ 2500 MΩ X km acc.to EN 50395 part 8
-  **MUD RESISTANT**
NEK 606
-  **UL/CSA**
UL-AWM style 20233 80° / 300 V

CODE	No. OF CORES x SECTION n x mm ²	AWG	DIAMETER Ø mm	BENDING RADIUS mm		COPPER WEIGHT kg/km	CABLE WEIGHT kg/km
				SELF-SUPP.	SLIDING		
4400014	[3x(2x0.25)C]C	24	8.8	60	88	66	120
4400011	[4x(2x0.25)C]C	24	9.5	65	95	80	154
4400012	[3x(2x0.34)C]C	22	9.6	65	96	76	145
4400013	[4x(2x 0.34)C]C	22	10.6	80	106	98	170

CONSTRUCTION DATA

-  **CONDUCTOR**
Extra Flexible Bare Copper
-  **INSULATION**
Polyolefin (PP)
-  **CORE IDENTIFICATION**
See table on page
-  **INNER SHEATH**
Thermoplastic Compound
-  **TAPING**
Easy Strip-Away Tape
-  **SHIELDING**
Tinner copper wire Braid O.C. ≥ 85%
-  **OUTER SHEATH**
PUR, Green RAL 6018





CORE IDENTIFICATION	
4400011 - 4400013	4400012 - 4400014
1 st pair: Black/Red 2 nd pair: Black/Blue 3 rd pair: Black/Green 4 th pair: Black/White	1 st pair: Black/Red 2 nd pair: Black/Blue 3 rd pair: Black/Green

Tachymeter cable, PUR sheath













BC440









-  **SELF-SUPPORTING CHAIN**
MINIMUM BENDING RADIUS 6.5 - 10 x Ø CABLE
-  **SLIDING CHAIN**
MINIMUM BENDING RADIUS 10 x Ø CABLE

CODE	No. OF CORES x SECTION n x mm ²	DIAMETER Ø mm	BENDING RADIUS mm		COPPER WEIGHT kg/km	CABLE WEIGHT kg/km
			SELF-SUPP.	SLIDING		
4400015	(9x0.50)C	8.8	60	88	75	165

TECHNICAL DATA

-  **OPERATING VOLTAGE**
300 V
-  **TESTING VOLTAGE**
1500 V
-  **TEMPERATURE RANGE**
Static - 50°C / + 80°C
Dynamic - 40°C / + 80°C
-  **MAX. SPEED**
600 m/min
-  **MAX. ACCELERATION**
60 m/s²
-  **FLAME RESISTANT**
IEC 60332-1-2. UL VW1. UL FT 1
-  **OIL RESISTANT**
EN 50363-10-12. UL 1581
-  **INSULATION RESISTANCE**
≥ 2500 MΩ X km acc.to EN 50395 part 8
-  **MUD RESISTANT**
NEK 606
-  **UL/CSA**
UL-AWM style 20233 80° / 300 V

CONSTRUCTION DATA

-  **CONDUCTOR**
Extra Flexible Bare Copper
-  **INSULATION**
Polyolefin (PP)
-  **CORE IDENTIFICATION**
See table on page
-  **TAPING**
Easy Strip-Away Tape
-  **SHIELDING**
Tinner copper wire Braid O.C. ≥ 85%
-  **OUTER SHEATH**
PUR, Orange RAL 2003

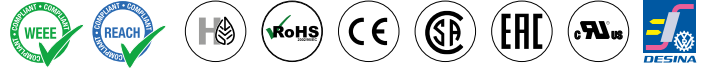


CORE IDENTIFICATION

4400015

Green, Brown, Gray, Yellow, Black, Blue, Red, White, Pink











BC440



SELF-SUPPORTING CHAIN
MINIMUM BENDING RADIUS 6.5 - 10 x Ø CABLE







SLIDING CHAIN
MINIMUM BENDING RADIUS 10 x Ø CABLE

TECHNICAL DATA

-  **OPERATING VOLTAGE**
30 V
-  **TESTING VOLTAGE**
500 V
-  **OPERATING TEMPERATURE**
Static - 50°C / + 80°C
Dynamic - 40°C / + 80°C
-  **MAX. SPEED**
600 m/min
-  **MAX. ACCELERATION**
60 m/s²
-  **FLAME RESISTANT**
IEC 60332-1-2. UL VW1. FT 1
-  **OIL RESISTANT**
EN 50363-10-12. UL 1581
-  **INSULATION RESISTANCE**
≥ 1 GΩ acc.to EN 50395 Part 8
-  **MUD RESISTANT**
NEK 606
-  **UL/CSA**
UL-AWM style 20236 80° / 30 V

CODE	No. OF CORES x SECTION n x mm ²	DIAMETER Ø mm	BENDING RADIUS mm		COPPER WEIGHT kg/km	CABLE WEIGHT kg/km
			SELF-SUPP.	SLIDING		
4400023	[3x(2x0.14) + 4x0.14 + 2x0.50]C	8.8	60	88	69	100

CONSTRUCTION DATA

-  **CONDUCTOR**
Extra Flexible Bare Copper
-  **INSULATION**
Polyolefin (PP)
-  **CORE IDENTIFICATION**
See table on page
-  **TAPING**
Easy Strip-Away Tape
-  **SHIELDING**
Tinner copper wire Braid O.C. ≥ 85%
-  **OUTER SHEATH**
PUR, Green RAL 6018



CORE IDENTIFICATION

4400023

3x(2x0.14) mm²
1st pair: Red/Orange
2nd pair: Yellow/Green
3rd pair: Brown/Black

1x2x0.50 mm²
1st pair: Brown/Red
2nd pair: Brown/Blue

1x4x0.14 mm²
White/Yellow
White/Black
Grey, Blue



Encoder cable, PUR/PVC sheath, SCHNEIDER-ELAU® standard



4400024 ONLY












BC440



-  **SELF-SUPPORTING CHAIN**
MINIMUM BENDING RADIUS 6.5 - 10 x Ø CABLE
-  **SLIDING CHAIN**
MINIMUM BENDING RADIUS 10 x Ø CABLE

CODE	No. OF CORES x SECTION n x mm ²	DIAMETER Ø mm	BENDING RADIUS mm		COPPER WEIGHT kg/km	CABLE WEIGHT kg/km
			SELF-SUPP.	SLIDING		
4400024 PUR	(3x2x0.14 + 2x0.34)C	7	45	70	29	72
4400025 PVC	(3x2x0.14 + 2x0.34)C	7	45	70	29	72

TECHNICAL DATA

-  **OPERATING VOLTAGE**
300 V
-  **TESTING VOLTAGE**
1500 V
-  **OPERATING TEMPERATURE**
4400024 - 50°C + 80°C
- 40°C + 80°C
-  **OPERATING TEMPERATURE**
4400025 - 40°C + 80°C
- 25°C + 80°C
-  **MAX. SPEED**
4400024 600 m/min
4400025 300 m/min
-  **MAX. ACCELERATION**
4400024 60 m/s²
4400025 20 m/s²
-  **FLAME RESISTANT**
IEC 60332-1-2, UL VW1, UL FT 1
-  **INSULATION RESISTANCE**
≥ 1 GΩ acc.to EN 50395 Part 8
-  **OIL RESISTANT**
4400024 EN 50363-10-12, UL 1581
4400025 EN 50363-4-1, UL 1581
-  **MUD RESISTANT**
4400024 NEK 606
-  **UL/CSA**
UL-AWM style 20233 80° / 300 V









CORE IDENTIFICATION

4400024 - 4400025

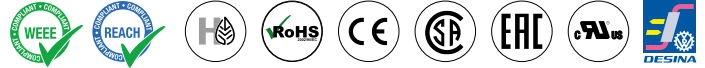
3x2x0.14 mm²
1st pair: White, Brown
2nd pair: Green, Yellow
3rd pair: Grey, Pink


1x2x0.34 mm²
Blue, Red


CONSTRUCTION DATA

-  **CONDUCTOR**
Extra Flexible Bare Copper
-  **INSULATION**
Polyolefin (PP)
-  **CORE IDENTIFICATION**
See table on page
-  **TAPING**
Easy Strip-Away Tape
-  **SHIELDING**
Tinned Copper Braid C.O. ≥ 85%
-  **OUTER SHEATH**
4400024 PUR, Green RAL 6018
4400025 PVC, Green RAL 6018











BC440



SELF-SUPPORTING CHAIN
MINIMUM BENDING RADIUS 6.5 -10 x Ø CABLE 







SLIDING CHAIN
MINIMUM BENDING RADIUS 10 Ø CABLE 

TECHNICAL DATA

-  **OPERATING VOLTAGE**
300 V
-  **TESTING VOLTAGE**
1500 V
-  **OPERATING TEMPERATURE**
Static - 50°C / + 80°C
Dynamic - 40°C / + 80°C
-  **MAX. SPEED**
600 m/min
-  **MAX. ACCELERATION**
60 m/s²
-  **FLAME RESISTANT**
IEC 60332-1-2. UL VW1. FT 1
-  **OIL RESISTANT**
EN 50363-10-12. UL 1581
-  **INSULATION RESISTANCE**
≥ 1 GΩ acc.to EN 50395 Part 8
-  **MUD RESISTANT**
NEK 606
-  **UL/CSA**
UL-AWM style 20233 80° / 300 V

CODE	No. OF CORES x SECTION n x mm ²	DIAMETER Ø mm	BENDING RADIUS mm		COPPER WEIGHT kg/km	CABLE WEIGHT kg/km
			SELF-SUPP.	SLIDING		
4400022	(8x2x0.18)C	7.8	50	78	52	86

CONSTRUCTION DATA

-  **CONDUCTOR**
Extra Flexible Bare Copper
-  **INSULATION**
Polyolefin (PP)
-  **CORE IDENTIFICATION**
See table on page
-  **TAPING**
Easy Strip-Away Tape
-  **SHIELDING**
Tinner copper wire Braid O.C. ≥ 85%
-  **OUTER SHEATH**
PUR, Green RAL 6018



CORE IDENTIFICATION	
4400022	
8x2x0.18mm²	
1 st pair:	White-Yellow / White-Green
2 nd pair:	White-Red / White-Orange
3 rd pair:	White-Black / White-Brown
4 th pair:	Grey/White
5 th pair:	Blue/Purple
6 th pair:	Yellow/Green
7 th pair:	Red/Orange
8 th pair:	Black/Brown

BUS CABLES

BC4500003 - BC4500017

Fieldbus cable PROFIBUS®,

PUR sheath p. 50

BC4500005

Fieldbus cable INTERBUS®,

PUR sheath p. 51

BC4500007 - BC4500014

Fieldbus cable DeviceNet™,

PUR sheath p. 52

BC4500020

PROFINET® cable, 100 Ohm,

PUR sheath p. 53

BC4500022-C5

ETHERNET™ cable, CAT 5,

PUR sheath p. 54

BC4500023

ETHERNET™ cable, CAT 6,

PUR sheath p. 55

BC4500024

ETHERNET™ cable, CAT 7,

PUR sheath p. 56

BC4500012

Fieldbus cable CANOPEN®,

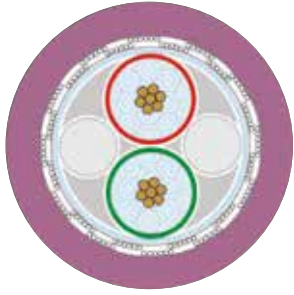
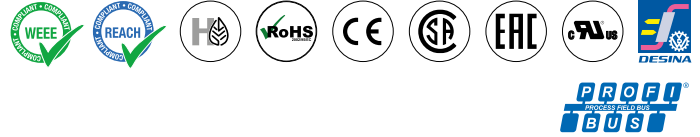
PUR sheath p. 57

BC4500015

Fieldbus cable CANOPEN®,

PUR sheath p. 58

BC450



SELF-SUPPORTING CHAIN
MINIMUM BENDING RADIUS 10 x Ø CABLE

SLIDING CHAIN
MINIMUM BENDING RADIUS 10 x Ø CABLE

TECHNICAL DATA

- OPERATING VOLTAGE**
30 V
- TESTING VOLTAGE**
500 V
- OPERATING TEMPERATURE**
Static - 50°C / + 80°C
Dynamic - 40°C / + 80°C
- MAX. SPEED**
240 m/min
- MAX. ACCELERATION**
20 m/s²
- IMPEDANCE**
150 Ω
- ELECTRICAL RESISTANCE**
4500003 ≥ 55 Ω/Km
4500017 ≤ 78.4 Ω/Km
- INSULATION RESISTANCE**
4500003 ≥ 1 GΩ acc.to EN 50395 Part 8
4500017 ≥ 20 MΩm*Km
- OIL RESISTANT**
EN 50363-10-12, UL 1581
- FLAME RESISTANT**
IEC 60332-1-2, UL WW1, FT1
- MUD RESISTANT**
NEK 606
- UL/CSA**
UL-AWM style 20233 80°/300 V
- NOMINAL CAPACITANCE**
30nF/km

CODE	No. OF CORES x SECTION	DIAMETER Ø mm	BENDING RADIUS mm	COPPER WEIGHT kg/km	CABLE WEIGHT kg/km
			SELF-SUPP. E SLIDING		
4500003	(1 x 2 x 22 AWG)	8	80	28	75
4500017	(1 x 2 x 24 AWG)	9.8	98	28	90

CONSTRUCTION DATA

- CONDUCTOR**
Extra Flexible Bare Copper
- INSULATION**
Foam- Skin PE
- CORE IDENTIFICATION**
See table on page
- SHIELDING**
1° sh. AL/PET tape
2° sh. Tinned Copper Braid C.O. ≥ 80%
- OUTER SHEATH**
PUR, Purple RAL 4001



CORE IDENTIFICATION	
4500003	4500017
1 st pair: Green, Red	1 st pair: Green, Red



ATTENUATION		
kHz	22 AWG dB/100 m	24 AWG dB/100 m
9.6	≤ 0.22	≤ 0.30
38.4	≤ 0.36	≤ 0.50
4000	≤ 2.00	≤ 2.40
16000	≤ 4.00	≤ 4.80


Fieldbus cable INTERBUS®, PUR sheath



BC450
















 **SELF-SUPPORTING CHAIN**
MINIMUM BENDING RADIUS 10 x Ø CABLE

 **SLIDING CHAIN**
MINIMUM BENDING RADIUS 10 x Ø CABLE

CODE	No. OF CORES x SECTION	DIAMETER Ø mm	BENDING RADIUS mm	COPPER WEIGHT kg/km	CABLE WEIGHT kg/km
			SELF-SUPP. E SLIDING		
4500005	(3 x 2 x 0.22)	8	80	30	65

TECHNICAL DATA

-  **OPERATING VOLTAGE**
30V
-  **TESTING VOLTAGE**
500 V
-  **OPERATING TEMPERATURE**
Static -40°C + 80°C
Dynamic -25°C + 80°C
-  **MAX. SPEED**
300 m/min
-  **MAX. ACCELERATION**
20 m/s²
-  **IMPEDANCE**
100 Ω
-  **ELECTRICAL RESISTANCE**
≤ 85.0
-  **INSULATION RESISTANCE**
≥ 1 GΩ acc.to EN 50395 part 8
-  **OIL RESISTANT**
EN 50363-4-11, UL 1581
-  **FLAME RESISTANT**
IEC 60332-1-2, UL VW1, UL FT 1
-  **MUD RESISTANT**
NEK 606
-  **UL/CSA**
UL-AWM Style 2571 80° / 30 V
-  **NOMINAL CAPACITANCE**
< 60 nF/km



CORE IDENTIFICATION

4500005






- 1st pair: Pink, Grey
- 2nd pair: Brown, White
- 3rd pair: Green, Yellow



ATTENUATION

MHz	dB/100 m
0.256	≤ 1.5
0.722	≤ 2.4
1	≤ 2.7
4	≤ 5.2
10	≤ 8.4
16	≤ 11.2
20	≤ 11.9

CONSTRUCTION DATA


-  **CONDUCTOR**
Extra Flexible Bare Copper
-  **INSULATION**
Polyolefin (PP)
-  **CORE IDENTIFICATION**
According to DIN 47100
-  **SHIELDING**
Tinner copper wire Braid O.C. ≥ 85%
-  **OUTER SHEATH**
PUR, Purple RAL 4001


BC450
















DeviceNet™



SELF-SUPPORTING CHAIN
MINIMUM BENDING RADIUS 10 x Ø CABLE 







SLIDING CHAIN
MINIMUM BENDING RADIUS 10 x Ø CABLE 

TECHNICAL DATA

-  **OPERATING VOLTAGE**
300 V
-  **TESTING VOLTAGE**
1500 V
-  **OPERATING TEMPERATURE**
Static - 50°C / + 80°C
Dynamic - 40°C / + 80°C
-  **MAX. SPEED**
600 m/min
-  **MAX. ACCELERATION**
60 m/s²
-  **IMPEDANCE**
120 Ω
-  **ELECTRICAL RESISTANCE**
4500007 24 AWG ≤ 79.2 Ω/km
22 AWG ≤ 52.6 Ω/km
4500014 18 AWG ≤ 21.8 Ω/km
15 AWG ≤ 11.3 Ω/km
-  **INSULATION RESISTANCE**
≥ 1 GΩ acc.to EN 50395 Part 8
-  **FLAME RESISTANT**
IEC 60332-1-2, UL VW1, FT 1
-  **OIL RESISTANT**
EN 50363-10-12, UL 1581
-  **MUD RESISTANT**
NEK 606
-  **UL/CSA**
UL-AWM style 20233 80°/ 300 V
-  **NOMINAL CAPACITANCE**
40 nF/km

CODE	No. OF CORES x SECTION	DIAMETER Ø mm	BENDING RADIUS mm	COPPER WEIGHT kg/km	CABLE WEIGHT kg/km
			SELF-SUPP. E SLIDING		
4500007	[(1x2x22AWG)+ (1x2x24AWG)]	7	70	28	60
4500014	[(1x2x18AWG)+ (1x2x15AWG)]	11.1	111	96	174

CONSTRUCTION DATA

-  **CONDUCTOR**
Extra Flexible Bare Copper
-  **INSULATION**
Expanded polyethylene
-  **PAIR'S SHIELDING**
AL/PET + Drain Wire
-  **CORE IDENTIFICATION**
See table on page
-  **SHIELDING**
Tinner copper wire Braid O.C. ≥ 85%
-  **OUTER SHEATH**
PUR, Purple RAL 4001



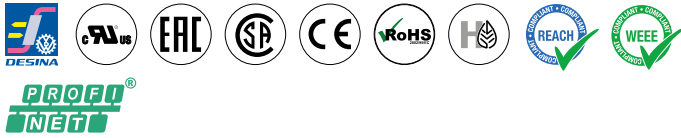
CORE IDENTIFICATION
4500007 - 4500014

1st pair: Blue, White
2nd pair: Black, Red






ATTENUATION		
KHz	22 AWG dB/100 m	15 AWG dB/100 m
100	≤ 0.9	≤ 0.4
500	≤ 1.6	≤ 0.8
1000	≤ 2.1	≤ 1.3

PROFINET® cable, 100 Ohm, PUR sheath
















BC450



-  **SELF-SUPPORTING CHAIN**
MINIMUM BENDING RADIUS 10 x Ø CABLE
-  **SLIDING CHAIN**
MINIMUM BENDING RADIUS 10 x Ø CABLE

CODE	No. OF CORES x SECTION	DIAMETER Ø mm	BENDING RADIUS mm	COPPER WEIGHT kg/km	CABLE WEIGHT kg/km
			SELF-SUPP. E SLIDING		
4500020	(1 x 4 x 22 AWG)	6.5	65	33	72

TECHNICAL DATA

-  **OPERATING VOLTAGE**
300V
-  **TESTING VOLTAGE**
1500 V
-  **OPERATING TEMPERATURE**
Static - 50°C / + 80°C
Dynamic - 40°C / + 80°C
-  **MAX. SPEED**
600 m/min
-  **MAX. ACCELERATION**
60 m/s²
-  **IMPEDANCE**
100 Ω
-  **ELECTRICAL RESISTANCE**
55 Ohm/km
-  **INSULATION RESISTANCE**
≥ 1 GΩ acc.to EN 50395 part 8
-  **FLAME RESISTANT**
IEC 60332-1-2, UL VW1, FT 1
-  **OIL RESISTANT**
EN 50363-10-12, UL 1581
-  **MUD RESISTANT**
NEK 606
-  **UL/CSA**
UL-AWM style 20233 80°/ 300 V
-  **NOMINAL CAPACITANCE**
51 nF/km










CORE IDENTIFICATION
4500020
Orange, White, Blue, Yellow

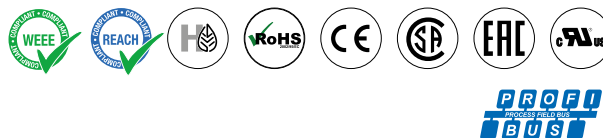


ATTENUATION	
MHz	22 AWG dB/100 m
1	≤ 2.1
4	≤ 4.1
10	≤ 6.5
16	≤ 8.3
20	≤ 9.3
31.5	≤ 11.7
62.5	≤ 17
100.0	≤ 22

CONSTRUCTION DATA

-  **CONDUCTOR**
Extra Flexible Bare Copper
-  **INSULATION**
Polyolefin (PP)
-  **CORE IDENTIFICATION**
See table on page
-  **TAPING**
Gathered in quarts
-  **INNER SHEATH**
Thermoplastic compound
-  **SHIELDING**
Sh. 1 Tape AL/PET
Sh. 2 Tinner copper wire Braid O.C. ≥ 85%
-  **OUTER SHEATH**
PUR, Green RAL 6018













BC450



SELF-SUPPORTING CHAIN
MINIMUM BENDING RADIUS 10 x Ø CABLE

SLIDING CHAIN
MINIMUM BENDING RADIUS 10 x Ø CABLE

TECHNICAL DATA

-  **OPERATING VOLTAGE**
30V
-  **TESTING VOLTAGE**
500 V
-  **OPERATING TEMPERATURE**
Static - 40°C / + 80°C
Dynamic - 40°C / + 80°C
-  **MAX. SPEED**
600 m/min
-  **MAX. ACCELERATION**
60 m/s²
-  **IMPEDANCE**
100 Ω
-  **ELECTRICAL RESISTANCE**
85 Ω/km
-  **INSULATION RESISTANCE**
≥ 1 GΩ acc.to EN 50395 part 8
-  **FLAME RESISTANT**
UL1581 §1090, §1100 (FT2) STD.
-  **OIL RESISTANT**
EN 50363-10-12, UL 1581
-  **MUD RESISTANT**
NEK 606
-  **UL/CSA**
UL- AWM style 1940 - 30 V / 80°C

CODE	No. OF CORES x SECTION	DIAMETER Ø mm	BENDING RADIUS mm	COPPER WEIGHT kg/km	CABLE WEIGHT kg/km
			SELF-SUPP. E SLIDING		
4500022-C5	(4x2x24AWG)	7.2	72	34	60








CORE IDENTIFICATION	
4500022-C5	
1 st pair:	Pink, Blue
2 nd pair:	White, Grey
3 rd pair:	Purple, Brown
4 th pair:	Yellow, Orange



STANDARD ATTENUATION		
MHz	24 AWG dB/100 m	
1	≤ 2.9	
4	≤ 5.2	
10	≤ 8.0	
16	≤ 10.2	
20	≤ 11.5	
31.25	≤ 14.5	
62.5	≤ 21.2	
100	≤ 26.9	

CONSTRUCTION DATA



-  **CONDUCTOR**
Extra-flexible red copper
-  **INSULATION**
Foam-skin polyethylene
-  **CORE IDENTIFICATION**
According to DIN 47100
-  **SHIELDING**
Tinner copper wire Braid O.C. ≥ 85%
-  **OUTER SHEATH**
PUR, Purple RAL 4001

ETHERNET™ cable, CAT 6, PUR sheath
















BC450



-  **SELF-SUPPORTING CHAIN**
MINIMUM BENDING RADIUS 10 x Ø CABLE
-  **SLIDING CHAIN**
MINIMUM BENDING RADIUS 10 x Ø CABLE

CODE	N. CONDUITORI PER SEZIONE	DIAMETER Ø mm	BENDING RADIUS mm	COPPER WEIGHT kg/km	CABLE WEIGHT kg/km
			SELF-SUPP. E SLIDING		
4500023	(4x2x26 AWG)	6.4	64	28	65

TECHNICAL DATA

-  **OPERATING VOLTAGE**
30V
-  **TESTING VOLTAGE**
500 V
-  **OPERATING TEMPERATURE**
Static - 50°C / + 80°C
Dynamic - 40°C / + 80°C
-  **MAX. SPEED**
600 m/min
-  **MAX. ACCELERATION**
60 m/s²
-  **IMPEDANCE**
100 Ω
-  **ELECTRICAL RESISTANCE**
≤ 138 Ohm/km
-  **INSULATION RESISTANCE**
≥ 1 GΩ acc.to EN 50395 part 8
-  **FLAME RESISTANT**
IEC 60332-1-2. UL VW1. FT 1
-  **OIL RESISTANT**
EN 50363-10-12. UL 1581
-  **MUD RESISTANT**
NEK 606
-  **UL/CSA**
UL-AWM style 20236 80°C 30V
-  **NOMINAL CAPACITANCE**
48 nF/km



CORE IDENTIFICATION

4500023








- 1st pair: Blue/White-Blue
- 2nd pair: Orange/White-Orange
- 3rd pair: Green/White-Green
- 4th pair: Brown/White-Brown




ATTENUATION

MHz	26 AWG dB/100 m
1	≤ 3.2
4	≤ 6
10	≤ 9.5
16	≤ 12.1
20	≤ 13.5
31.25	≤ 17.1
62.5	≤ 24.8
100	≤ 32
155.52	≤ 39.1
200	≤ 44.8
250	≤ 50.7

CONSTRUCTION DATA

-  **CONDUCTOR**
Extra-flexible red copper
-  **INSULATION**
Polyolefin (PP)
-  **CORE IDENTIFICATION**
See table on page
-  **TAPING**
Gathered in quarts
-  **INNER SHEATH**
Thermoplastic compound
-  **SHIELDING**
Sh. 1 Tape AL/PET
Sh. 2 Tinner copper wire Braid O.C. ≥ 85%
-  **OUTER SHEATH**
PUR, Green RAL 6018

BC450



SELF-SUPPORTING CHAIN
MINIMUM BENDING RADIUS 10 x Ø CABLE

SLIDING CHAIN
MINIMUM BENDING RADIUS 10 x Ø CABLE

TECHNICAL DATA

- OPERATING VOLTAGE**
300V
- TESTING VOLTAGE**
1500 V
- OPERATING TEMPERATURE**
Static - 50°C / + 80°C
Dynamic - 40°C / + 80°C
- MAX. SPEED**
600 m/min
- MAX. ACCELERATION**
60 m/s²
- IMPEDANCE**
100 Ω
- ELECTRICAL RESISTANCE**
≤ 143 Ohm/km
- INSULATION RESISTANCE**
≥ 1 GΩ acc.to EN 50395 Part 8
- FLAME RESISTANT**
IEC 60332-1-2, UL VW1, FT 1
- OIL RESISTANT**
VDE 0472 Sect. 803 A/B, UL1581
- MUD RESISTANT**
NEK 606
- UL/CSA**
UL-AWM style 20236 80°/ 300 V
- NOMINAL CAPACITANCE**
44 nF/km

CODE	No. OF CORES x SECTION	DIAMETER Ø mm	BENDING RADIUS mm	COPPER WEIGHT kg/km	CABLE WEIGHT kg/km
			SELF-SUPP. E SLIDING		
4500024	4x2x26AWG	6.4	64	22	65



CORE IDENTIFICATION	
4500024	
1 st pair:	Blue/White-Blue
2 nd pair:	Brown/White-Brown
3 rd pair:	Orange/White-Orange
4 th pair:	Green/White-Green

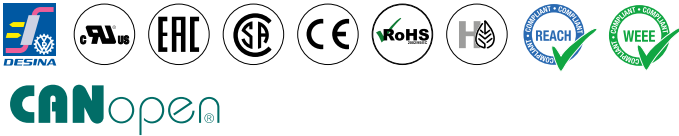


ATTENUATION	
MHz	26 AWG dB/100 m
1	≤ 3
4	≤ 5.6
10	≤ 8.8
16	≤ 11.1
20	≤ 12.4
31.25	≤ 15.6
62.5	≤ 22.3
100	≤ 28.5
155	≤ 36
250	≤ 46.5
500	≤ 67.9
600	≤ 75.1


CONSTRUCTION DATA



- CONDUCTOR**
Extra Flexible Bare Copper
- INSULATION**
Polyolefin (PP)
- CORE IDENTIFICATION**
See table on page
- PAIRS SHIELDING**
Sh. 1 Tape AL/PET
Sh. 2 Outer ALU
- SHIELDING**
Tinner copper wire Braid O.C. ≥ 85%
- OUTER SHEATH**
PUR, Green RAL 6018

Fieldbus cable CANOPEN®, PUR sheath
















BC450



-  **SELF-SUPPORTING CHAIN**
MINIMUM BENDING RADIUS 10 x Ø CABLE
-  **SLIDING CHAIN**
MINIMUM BENDING RADIUS 10 x Ø CABLE

CODE	No. OF CORES x SECTION	DIAMETER Ø mm	BENDING RADIUS mm	COPPER WEIGHT kg/km	CABLE WEIGHT kg/km
			SELF-SUPP. E SLIDING		
4500012	(2x2x0.34)C	9.6	100	52	68

TECHNICAL DATA

-  **OPERATING VOLTAGE**
30 V
-  **TESTING VOLTAGE**
500 V
-  **OPERATING TEMPERATURE**
Static - 50°C / + 80°C
Dynamic - 40°C / + 80°C
-  **MAX. SPEED**
600 m/min
-  **MAX. ACCELERATION**
60 m/s²
-  **IMPEDANCE**
120 Ohm
-  **ELECTRICAL RESISTANCE**
≤ 138 Ohm/km
-  **INSULATION RESISTANCE**
≥ 1 GΩ acc.to EN 50395 part 8
-  **FLAME RESISTANT**
IEC 60332-1-2. UL VW1. FT 1
-  **OIL RESISTANT**
EN 50363-10-12. UL 1581
-  **MUD RESISTANT**
NEK 606
-  **UL/CSA**
UL-AWM style 20233 80° / 30 V
-  **NOMINAL CAPACITANCE**
< 40 nF/km



CORE IDENTIFICATION

4500012







1st pair: White/Brown
2nd pair: Green/Yellow



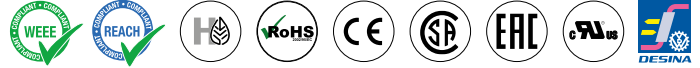
ATTENUATION

MHz	dB/100 m
1	≤ 1.3
5	≤ 3.1
10	≤ 4.3
20	≤ 6.4

CONSTRUCTION DATA


-  **CONDUCTOR**
Extra Flexible Bare Copper
-  **INSULATION**
Polyolefin (PP)
-  **CORE IDENTIFICATION**
Reference table
-  **TAPING**
Fleece tape
-  **SHIELDING**
Tinner copper wire Braid O.C. ≥ 85%
-  **OUTER SHEATH**
PUR, Purple RAL 4001


BC450
















CANopen®



SELF-SUPPORTING CHAIN
MINIMUM BENDING RADIUS 10 x Ø CABLE 

SLIDING CHAIN
MINIMUM BENDING RADIUS 10 x Ø CABLE 

TECHNICAL DATA

-  **OPERATING VOLTAGE**
30 V
-  **TESTING VOLTAGE**
500 V
-  **OPERATING TEMPERATURE**
Static - 50°C / + 80°C
Dynamic - 40°C / + 80°C
-  **MAX. SPEED**
600 m/min
-  **MAX. ACCELERATION**
60 m/s²
-  **IMPEDANCE**
120 Ω
-  **ELECTRICAL RESISTANCE**
≤ 1.3 Ohm/km
-  **INSULATION RESISTANCE**
≥ 1 GΩ acc.to EN 50395 part 8
-  **FLAME RESISTANT**
IEC 60332-1-2, UL VW1, FT 1
-  **OIL RESISTANT**
VDE 0472 SECT. 803 A/B, UL1581
-  **MUD RESISTANT**
NEK 606
-  **UL/CSA**
UL-AWM Style 21161 80 °C 30 V
-  **NOMINAL CAPACITANCE**
42 nF/km

CODE	No. OF CORES x SECTION	DIAMETER Ø mm	RAGGIO DI CURVATURA mm	CONTENUTO RAME kg/km	CABLE WEIGHT kg/km
			SELF-SUPP. E SLIDING		
4500015	(1x2x0.5)C	7.5	75	42	64








CORE IDENTIFICATION
4500015
Brown, White



ATTENUATION	
MHz	dB/100 m
1	≤ 1.3
4	≤ 2.8
10	≤ 3.8
16	≤ 4.5
20	≤ 6.2

CONSTRUCTION DATA

-  **CONDUCTOR**
Extra Flexible Bare Copper
-  **INSULATION**
Expanded polyethylene
-  **CORE IDENTIFICATION**
Reference in the table
-  **SHIELDING**
Tinner copper wire Braid O.C. ≥ 85%
-  **OUTER SHEATH**
PUR, Purple RAL 4001

OPTIC FIBER

BC500

Fibre-optic cable,

LSZH sheath p. 60

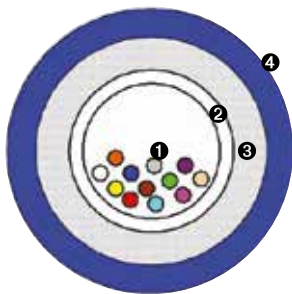
BC520

Fibre-optic cable,

PUR sheath p. 61

CONNECTORS p. 62

BC500



SELF-SUPPORTING CHAIN
MINIMUM BENDING RADIUS 10 x Ø CABLE

SLIDING CHAIN
MINIMUM BENDING RADIUS 15 x Ø CABLE

TECHNICAL DATA

- STATIC TEMPERATURE RANGE**
- 40°C / + 80°C
- DYNAMIC TEMPERATURE RANGE**
- 20°C / + 60°C
- MAX. SPEED**
180 m/min
- MAX. ACCELERATION**
10 m/s²
- ATTENUATION**
50/125 µM:
@850 ≤ 2.8 dB/km
@1300 ≤ 0.8 dB/km
62.5/125 µM:
@850 ≤ 3.5 dB/km
@1300 ≤ 1.0 dB/km

- FLAME RESISTANT**
IEC 60332-1-2
- FIRE RESISTANT**
IEC 60332-3-24
- BANDEWIDTH**
50/125 µM:
@850 ≥ 500 MHz X km
@1300 ≥ 500 MHz X km
62.5/125 µM:
@850 ≥ 200 MHz X km
@1300 ≥ 500 MHz X km

- TENSILE PERFORMANCE**
IEC 60794-1-2-E1
- IMPACT PERFORMANCE**
IEC 60794-1-2-E4
- CRUSH PERFORMANCE**
IEC 60794-1-2-E3
- WATER RESISTANT**
IEC 60794-1-2-F5

CODE	NUMBER OF FIBER	Ø CORE Ø CLADDING µm	DIAMETER Ø	BENDING RADIUS mm		CABLE WEIGHT kg/km
				SELF-SUPP.	SLIDING	
5000662.5/125	6	62.5/125	6.4	64	96	75
5000862.5/125	8	62.5/125	6.4	64	96	75
5001262.5/125	12	62.5/125	6.4	64	96	75
5001862.5/125	18	62.5/125	6.9	69	103.5	75
5002462.5/125	24	62.5/125	6.9	69	103.5	100
5000650/125	6	50/125	6.4	64	96	75
5000850/125	8	50/125	6.4	64	96	75
5001250/125	12	50/125	6.4	64	96	75
5001850/125	18	50/125	6.9	69	103.5	75
5002450/125	24	50/125	6.9	69	103.5	100

STANDARD COLOUR OF FIBER

- 1 – Natural
- 2 – Red
- 3 – Green
- 4 – Yellow
- 5 – Brown
- 6 – Blue
- 7 – Violet
- 8 – Orange
- 9 – Gray
- 10 – White
- 11 – Black
- 12 – Pink
- 13 – Turquoise
- 14 – Red with black ring
- 15 – Green with black ring
- 16 – Yellow with black ring
- 17 – Brown with black ring
- 18 – Blue with black ring
- 19 – Violet with black ring
- 20 – Orange with black ring
- 21 – Gray with black ring
- 22 – White with black ring
- 23 – Pink with black ring
- 24 – Turquoise with black ring

CONSTRUCTION DATA

- FIBER CONSTRUCTION**
① Optical fibers
② Tube filled with jelly
③ Dielectric protection
④ LSZH External Jacket
- EXTERNAL JACKET**
LSZH Blue color


Fibre-optic cable, PUR sheath



BC520



 **SELF-SUPPORTING CHAIN**
MINIMUM BENDING RADIUS 10 x Ø CABLE












 **SLIDING CHAIN**
MINIMUM BENDING RADIUS 15 x Ø CABLE

CODE	NUMBER OF FIBER	Ø CORE Ø CLADDING µm	DIAMETER Ø	BENDING RADIUS mm		CABLE WEIGHT kg/km
				SELF-SUPP.	SLIDING	
5200662.5/125	6	62.5/125	7.5	75	48.8	65
5200862.5/125	8	62.5/125	7.5	75	48.8	65
5201262.5/125	12	62.5/125	7.5	75	48.8	65
5200650/125	6	50/125	7.5	75	48.8	65
5200850/125	8	50/125	7.5	75	48.8	65
5201250/125	12	50/125	7.5	75	48.8	65



 **STANDARD COLOUR OF FIBER**

- | | |
|------------------------|------------|
| 1 – Natural or Aqua | 7 – Violet |
| 2 – Red | 8 – Orange |
| 3 – Green | 9 – Gray |
| 4 – Yellow | 10 – White |
| 5 – Brown | 11 – Black |
| 6 – Blue or Light Blue | 12 – Pink |

TECHNICAL DATA

-  **STATIC TEMPERATURE RANGE**
- 65°C / + 80°C
-  **DYNAMIC TEMPERATURE RANGE**
- 25°C / + 80°C
-  **MAX. SPEED**
180 m/min
-  **MAX. ACCELERATION**
10 m/s²
-  **ATTENUATION**
50/125 µM:
@850 ≤ 2.8 dB/km
@1300 ≤ 0.8 dB/km
62.5/125 µM:
@850 ≤ 3.5 dB/km
@1300 ≤ 1.0 dB/km
-  **FLAME RESISTANT**
IEC 60332.1
VDE 0472-804 B
-  **BANDEWIDTH**
50/125 µM:
@850 ≥ 500 MHz X km
@1300 ≥ 500 MHz X km
62.5/125 µM:
@850 ≥ 200 MHz X km
@1300 ≥ 500 MHz X km
-  **TENSILE PERFORMANCE**
IEC 60794-1-2-E1
-  **IMPACT PERFORMANCE**
IEC 60794-1-2-E4
-  **CRUSH PERFORMANCE**
IEC 60794-1-2-E3
-  **WATER RESISTANT**
IEC 60794-1-2-F5

CONSTRUCTION DATA

-  **FIBER CONSTRUCTION**
 - ① Optical fibers
 - ② Tube filled with jelly
 - ③ Water Blocking dielectric protection
 - ④ PUR External Jacket
-  **EXTERNAL JACKET**
PUR, color Black


OPTIC FIBER CONNECTORS



ST TYPE



FC TYPE



LC TYPE



SC TYPE



MTRJ CONNECTOR

Connector incorporates a curved polished fiber contact and surface (P) that greatly reduces back reflection over the regular connector with flat endface ferrule. Both singlemode and multimode versions come with a zirconia ceramic ferrule with pre-polished PC profile and convex spherical end. These endface types allow for faster polishing and lower back reflection and optical loss, while ensuring maximum repeatability.

ADVANTAGES

Low insertion loss and back reflection loss • ferrule end surface predomed • Precision anti-rotation key and corrosion resistant body • Boots in a variety of colors • Telcordia style boots • Free-floating ceramic ferrule • High temperature stability • Reduce maintenance and creates consistent optical performance.

Type	singlemode /multimode
Connectors	SC, ST, FC, LC, MTRJ, E2000, MU, DIN, D4, MPO
Cable size	0.9 / 1.6 / 2.0 / 3.0 mm, PVC / LSZH optional
Fiber type	9/125µm (SM) 50/125µm (MM) 62.5/125µm (MM)
Insertion loss	≤ 0.20dB (SM) ≤ 0.30dB
Return loss	≥ 50dB (SM) ≤ 30dB (MM)
Durability	≤ 0.2 dB typical change, 500 matings
Cables number	Simplex / Duplex / Fan out (4-12f)
Application	PC / APC
Tensile strength	> 10kg
Boot color	Beige / Black / Blue / Green / Grey / White / Red
Connector color	Beige / Black / Blue / Green / Grey
Operating Temperature	-40°C a +80°C

HARNESSED SERVO-MOTOR CABLES

BTC423LC

*Servo-motor cable + connectors compatible with SIEMENS®
Standard 6FX5 without brake. PVC sheath p. 64*

BTC423ALC

*Servo-motor cable + connectors compatible with SIEMENS®
Standard 6FX5 with brake. PVC sheath p. 65*

BTC440

*Servo-motor cable + connectors compatible with SIEMENS®
Standard 6FX5. PVC sheath..... p. 66*

BTC421LC

*Servo-motor cable + connectors compatible with SIEMENS®
Standard 6FX8 without brake. PUR sheath p. 67*

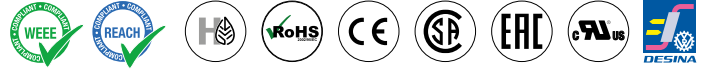
BTC435LC

*Servo-motor cable + connectors compatible with SIEMENS®
Standard 6FX8 with brake. PUR sheath p. 68*

BTC440

*Servo-motor cable + connectors compatible with SIEMENS®
Standard 6FX8. PUR outer sheath..... p. 69*

BTC423LC



ES. 4402CB54xxxxyV

*Complete the code by entering the length of the cable (XXX Y) where XXX=m; Y=dm
 Es.: 0001 = 0.1 m; 0010 = 1 m; 0120 = 12 m; 1230 = 123 m; 1334 = 133.4 m



TECHNICAL DATA CONSTRUCTION DATA

 TECHNICAL DATA OF CABLE
423LC page 24

MANUFACTURER PART. No	BS TOTAL CABLE* Cod.	BREVETTI PART. No cable	No. OF CORES x SECTION n x mm ²	DIAMETER Ø mm	BENDING RADIUS mm	
					SELF-SUPP.	SLIDING
6FX5002-5CA01	4235CA01xxxxy	4230415LC	(4G1.5)C	9.10	91	136.5
6FX5002-5CA21	4235CA21xxxxy	4230415LC	(4G1.5)C	9.10	91	136.5
6FX5002-5CA11	4235CA11xxxxy	4230425LC	(4G2.5)C	10.60	106	159
6FX5002-5CA31	4235CA31xxxxy	4230425LC	(4G2.5)C	10.60	106	159
6FX5002-5CA41	4235CA41xxxxy	4230440LC	(4G4)C	11.90	120	178.5
6FX5002-5CA51	4235CA51xxxxy	4230460LC	(4G6)C	14.50	145	217.5
6FX5002-5CA61	4235CA61xxxxy	4234100LC	(4G10)C	17.40	174	261
6FX5002-5CA13	4235CA13xxxxy	4234100LC	(4G10)C	17.40	174	261
6FX5002-5CA23	4235CA23xxxxy	4234160LC	(4G16)C	21.50	215	322.5



MANUFACTURER PART. No	BS TOTAL CABLE* Cod.	BREVETTI PART. No cable	No. OF CORES x SECTION n x mm ²	DIAMETER Ø mm	BENDING RADIUS mm	
					SELF-SUPP.	SLIDING
6FX5002-5CS01	4235CS01xxxxy	4230415LC	(4G1.5)C	9.10	91	136.5
6FX5002-5CS21	4235CS21xxxxy	4230415LC	(4G1.5)C	9.10	91	136.5
6FX5002-5CS11	4235CS11xxxxy	4230425LC	(4G2.5)C	10.60	106	159
6FX5002-5CS31	4235CS31xxxxy	4230425LC	(4G2.5)C	10.60	106	159
6FX5002-5CS41	4235CS41xxxxy	4230440LC	(4G4)C	11.90	120	178.5
6FX5002-5CS51	4235CS51xxxxy	4230460LC	(4G6)C	14.50	145	217.5
6FX5002-5CS61	4235CS61xxxxy	4234100LC	(4G10)C	17.40	174	261
6FX5002-5CS13	4235CS13xxxxy	4234100LC	(4G10)C	17.40	174	261




MANUFACTURER PART. No	BS TOTAL CABLE* Cod.	BREVETTI PART. No cable	No. OF CORES x SECTION n x mm ²	DIAMETER Ø mm	BENDING RADIUS mm	
					SELF-SUPP.	SLIDING
6FX5002-5CA05	4235CA05xxxxy	4230415LC	(4G1.5)C	9.10	91	136.5
6FX5002-5CS28	4235CA28xxxxy	4230415LC	(4G1.5)C	9.10	91	136.5
6FX5002-5CS15	4235CA15xxxxy	4230425LC	(4G2.5)C	10.60	106	159
6FX5002-5CS38	4235CA38xxxxy	4230425LC	(4G2.5)C	10.60	106	159
6FX5002-5CS48	4235CA48xxxxy	4230440LC	(4G4)C	11.90	120	178.5
6FX5002-5CS58	4235CA58xxxxy	4230460LC	(4G6)C	14.50	145	217.5
6FX5002-5CS68	4235CA68xxxxy	4234100LC	(4G10)C	17.40	174	261

Servo-motor cable + connectors compatible with SIEMENS® Standard 6FX5 with brake. PVC Outer sheath



BTC423ALC

 **ES. 4402CB54xxxxV**
 *Complete the code by entering the length of the cable (XXXY) where **XXX**=m; **Y**=dm
 Es.: 0001 = 0.1 m; 0010 = 1 m; 0120 = 12 m; 1230 = 123 m; 1334 = 133.4 m



MANUFACTURER PART. No	BS TOTAL CABLE* Cod.	BREVETTI PART. No cable	No. OF CORES x SECTION n x mm ²	DIAMETER Ø mm	BENDING RADIUS mm	
					SELF-SUPP.	SLIDING
6FX5002-5DA01	4235DA01xxxx	4230415ALC	((4G1.5)+(2x1.5)C)C	11.6	116	174
6FX5002-5DA21	4235DA21xxxx	4230415ALC	((4G1.5)+(2x1.5)C)C	11.6	116	174
6FX5002-5DA11	4235DA11xxxx	4230425ALC	((4G2.5)+(2x1.5)C)C	13.4	134	201
6FX5002-5DA31	4235DA31xxxx	4230425ALC	((4G2.5)+(2x1.5)C)C	13.4	134	201
6FX5002-5DA41	4235DA41xxxx	4230440ALC	((4G4)+(2x1.5)C)C	14.8	148	222
6FX5002-5DA51	4235DA51xxxx	4230460ALC	((4G6)+(2x1.5)C)C	16.8	168	252
6FX5002-5DA61	4235DA61xxxx	4234100ALC	((4G10)+(2x1.5)C)C	19.4	194	291
6FX5002-5DA13	4235DA13xxxx	4234100ALC	((4G10)+(2x1.5)C)C	19.4	194	291
6FX5002-5DA23	4235DA23xxxx	4234160ALC	((4G16)+(2x1.5)C)C	23.1	231	346.5
6FX5002-5DA33	4235DA33xxxx	4234250ALC	((4G25)+(2x1.5)C)C	26.6	266	399
6FX5002-5DA43	4235DA43xxxx	4234350ALC	((4G35)+(2x1.5)C)C	30.9	309	463.5
6FX5002-5DA53	4235DA53xxxx	4234500ALC	((4G50)+(2x1.5)C)C	34	350	510

TECHNICAL DATA CONSTRUCTION DATA



TECHNICAL DATA OF CABLE
423ALC page 25



MANUFACTURER PART. No	BS TOTAL CABLE* Cod.	BREVETTI PART. No cable	No. OF CORES x SECTION n x mm ²	DIAMETER Ø mm	BENDING RADIUS mm	
					SELF-SUPP.	SLIDING
6FX5002-5CS01	4235CS01xxxx	4230415ALC	((4G1.5)+(2x1.5)C)C	11.6	116	174
6FX5002-5CS21	4235CS21xxxx	4230415ALC	((4G1.5)+(2x1.5)C)C	11.6	116	174
6FX5002-5CS11	4235CS11xxxx	4230425ALC	((4G2.5)+(2x1.5)C)C	13.4	134	201
6FX5002-5CS31	4235CS31xxxx	4230425ALC	((4G2.5)+(2x1.5)C)C	13.4	134	201
6FX5002-5CS41	4235CS41xxxx	4230440ALC	((4G4)+(2x1.5)C)C	14.8	148	222
6FX5002-5CS51	4235CS51xxxx	4230460ALC	((4G6)+(2x1.5)C)C	16.8	168	252
6FX5002-5CS61	4235CS61xxxx	4234100ALC	((4G10)+(2x1.5)C)C	19.4	194	291
6FX5002-5CS13	4235CS13xxxx	4234100ALC	((4G10)+(2x1.5)C)C	19.4	194	291



MANUFACTURER PART. No	BS TOTAL CABLE* Cod.	BREVETTI PART. No cable	No. OF CORES x SECTION n x mm ²	DIAMETER Ø mm	BENDING RADIUS mm	
					SELF-SUPP.	SLIDING
6FX5002-5CA05	4235CA05xxxx	4230415ALC	((4G1.5)+(2x1.5)C)C	11.6	116	174
6FX5002-5CS28	4235CA28xxxx	4230415ALC	((4G1.5)+(2x1.5)C)C	11.6	116	174
6FX5002-5CS15	4235CA15xxxx	4230425ALC	((4G2.5)+(2x1.5)C)C	13.4	134	201
6FX5002-5CS38	4235CA38xxxx	4230425ALC	((4G2.5)+(2x1.5)C)C	13.4	134	201
6FX5002-5CS48	4235CA48xxxx	4230440ALC	((4G4)+(2x1.5)C)C	14.8	148	222
6FX5002-5CS58	4235CA58xxxx	4230460ALC	((4G6)+(2x1.5)C)C	16.8	168	252
6FX5002-5CS68	4235CA68xxxx	4234100ALC	((4G10)+(2x1.5)C)C	19.4	194	291

BTC440



ES. 4402CB54xxxxV

*Complete the code by entering the length of the cable (XXX) where XXX=m; Y=dm
Es.: 0001 = 0.1 m; 0010 = 1 m; 0120 = 12 m; 1230 = 123 m; 1334 = 133.4 m



TECHNICAL DATA CONSTRUCTION DATA

TECHNICAL DATA OF CABLE

- 4400016 page 43
- 4400018 page 37
- 4400019 page 43
- 4400025 page 47

MANUFACTURER PART. No	BS TOTAL CABLE* Cod.	BREVETTI PART. No cable	No. OF CORES x SECTION n x mm ²	DIAMETER Ø mm
6FX5002-2AD00	4402AD00xxxV	4400016	(3x(2x0.14)C+4x0.14+2x0.50)C	8.5
6FX5002-2AH00	4402AH00xxxV	4400018	(4x2x0.38+4x0.50)C	8.9
6FX5002-2CA11	4402CA11xxxV	4400018	(4x2x0.38+4x0.50)C	8.9
6FX5002-2CA15	4402CA15xxxV	4400016	(3x(2x0.14)C+4x0.14+2x0.50)C	8.5
6FX5002-2CA31	4402CA31xxxV	4400019	(3x(2x0.14)C+4x0.14+4x0.25+2x0.50)C	9.5
6FX5002-2CA51	4402A51xxxV	4400016	(3x(2x0.14)C+4x0.14+2x0.50)C	9.5
6FX5002-2CA61	4402A61xxxV	4400016	(3x(2x0.14)C+4x0.14+2x0.50)C	8.5
6FX5002-2CA71	4402A71xxxV	4400018	(4x2x0.38+4x0.50)C	8.9
6FX5002-2CB51	4402CB51xxxV	4400018	(4x2x0.38+4x0.50)C	8.9
6FX5002-2CC11	4402CC11xxxV	4400018	(4x2x0.38+4x0.50)C	8.9
6FX5002-2CD01	4402CD01xxxV	4400018	(4x2x0.38+4x0.50)C	8.9
6FX5002-2CF02	4402CF02xxxV	4400016	(3x(2x0.14)C+4x0.14+2x0.50)C	8.5
6FX5002-2CG00	4402CG00xxxV	4400018	(4x2x0.38+4x0.50)C	8.9
6FX5002-2CH00	4402CH00xxxV	4400016	(3x(2x0.14)C+4x0.14+2x0.50)C	8.5
6FX5002-2EQ10	4402EQ10xxxV	4400019	(3x(2x0.14)C+4x0.14+4x0.25+2x0.50)C	9.5

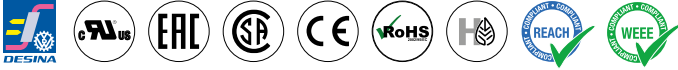


MANUFACTURER PART. No	BS TOTAL CABLE* Cod.	BREVETTI PART. No cable	No. OF CORES x SECTION n x mm ²	DIAMETER Ø mm
6FX5002-2AD04	4402AD04xxxV	4400016	(3x(2x0.14)C+4x0.14+2x0.50)C	8.5
6FX5002-2AH04	4402AH04xxxV	4400018	(4x2x0.38+4x0.50)C	8.9
6FX5002-2CB54	4402CB54xxxV	4400018	(4x2x0.38+4x0.50)C	8.9
6FX5002-2CB54	4402CB54xxxV	4400016	(3x(2x0.14)C+4x0.14+2x0.50)C	9.5
6FX5002-2CA34	4402CA34xxxV	4400019	(3x(2x0.14)C+4x0.14+4x0.25+2x0.50)C	9.5
6FX5002-2CF04	4402CF04xxxV	4400016	(3x(2x0.14)C+4x0.14+2x0.50)C	9.5
6FX5002-2EQ14	4402EQ14xxxV	4400016	(3x(2x0.14)C+4x0.14+2x0.50)C	9.5




MANUFACTURER PART. No	BS TOTAL CABLE* Cod.	BREVETTI PART. No cable	No. OF CORES x SECTION n x mm ²	DIAMETER Ø mm
6FX5002-2DC00	4402DC00xxxV	4400025	(2x2x0.15+2x0.38)C	7.2
6FX5002-2DC10	4402DC10xxxV	4400025	(2x2x0.15+2x0.38)C	7.2
6FX5002-2DC20	4402DC20xxxV	4400025	(2x2x0.15+2x0.38)C	7.2

Servo-motor cable + connectors compatible with SIEMENS® Standard 6FX8 without brake. PUR outer sheath



BTC421LC

 **ES. 4402CB54xxxxV**
 *Complete the code by entering the length of the cable (XXXY) where **XXX**=m; **Y**=dm
 Es.: 0001 = 0.1 m; 0010 = 1 m; 0120 = 12 m; 1230 = 123 m; 1334 = 133.4 m



MANUFACTURER PART. No	BS TOTAL CABLE* Cod.	BREVETTI PART. No cable	No. OF CORES x SECTION n x mm ²	DIAMETER Ø mm	BENDING RADIUS mm	
					SELF-SUPP.	SLIDING
6FX8002-5CA01	4215CA01xxxx	4210415ALC	(4G1.5)C	8.5	64	85
6FX8002-5CA21	4215CA21xxxx	4210415ALC	(4G1.5)C	8.5	64	85
6FX8002-5CA11	4215CA11xxxx	4210425ALC	(4G2.5)C	10	75	100
6FX8002-5CA31	4215CA31xxxx	4210425ALC	(4G2.5)C	10	75	100
6FX8002-5CA41	4215CA41xxxx	4210440ALC	(4G4)C	11.7	88	117
6FX8002-5CA51	4215CA51xxxx	4210460ALC	(4G6)C	13.8	103	138
6FX8002-5CA61	4215CA61xxxx	4214100ALC	(4G10)C	17.3	132	173
6FX8002-5CA13	4215CA13xxxx	4214100ALC	(4G10)C	17.3	132	173
6FX8002-5CA23	4215CA23xxxx	4214160ALC	(4G16)C	21.4	160	214

TECHNICAL DATA CONSTRUCTION DATA



TECHNICAL DATA OF CABLE
421LC page 26



MANUFACTURER PART. No	BS TOTAL CABLE* Cod.	BREVETTI PART. No cable	No. OF CORES x SECTION n x mm ²	DIAMETER Ø mm	BENDING RADIUS mm	
					SELF-SUPP.	SLIDING
6FX8002-5CS01	4215CS01xxxx	4210415LC	(4G1.5)C	8.5	64	85
6FX8002-5CS21	4215CS21xxxx	4210415LC	(4G1.5)C	8.5	64	85
6FX8002-5CS11	4215CS11xxxx	4210425LC	(4G2.5)C	10	75	10
6FX8002-5CS31	4215CS31xxxx	4210425LC	(4G2.5)C	10	75	10
6FX8002-5CS41	4215CS41xxxx	4210440LC	(4G4)C	11.7	88	117
6FX8002-5CS51	4215CS51xxxx	4210460LC	(4G6)C	13.8	103	138
6FX8002-5CS61	4215CS61xxxx	4214100LC	(4G10)C	17.3	132	173
6FX8002-5CS13	4215CS13xxxx	4214100LC	(4G10)C	17.3	132	173



MANUFACTURER PART. No	BS TOTAL CABLE* Cod.	BREVETTI PART. No cable	No. OF CORES x SECTION n x mm ²	DIAMETER Ø mm	BENDING RADIUS mm	
					SELF-SUPP.	SLIDING
6FX8002-5CA05	4215CA05xxxx	4210415LC	(4G1.5)C	8.5	64	85
6FX8002-5CA28	4215CA28xxxx	4210415LC	(4G1.5)C	8.5	64	85
6FX8002-5CA15	4215CA15xxxx	4210425LC	(4G2.5)C	10	75	10
6FX8002-5CA38	4215CA38xxxx	4210425LC	(4G2.5)C	10	75	10
6FX8002-5CA48	4215CA48xxxx	4210440LC	(4G4)C	11.7	88	117
6FX8002-5CA58	4215CA58xxxx	4210460LC	(4G6)C	13.8	103	138
6FX8002-5CA68	4215CA68xxxx	4214100LC	(4G10)C	17.3	132	173

BTC435LC



ES. 4402CB54xxxxyV

*Complete the code by entering the length of the cable (XXX) where XXX=m; Y=dm
 Es.: 0001 = 0.1 m; 0010 = 1 m; 0120 = 12 m; 1230 = 123 m; 1334 = 133.4 m



TECHNICAL DATA CONSTRUCTION DATA

TECHNICAL DATA OF CABLE
435LC page 27

MANUFACTURER PART. No	BS TOTAL CABLE* Cod.	BREVETTI PART. No cable	No. OF CORES x SECTION n x mm ²	DIAMETER Ø mm	BENDING RADIUS mm	
					SELF-SUPP.	SLIDING
6FX8002-5DA01	4355DA01xxxxy	4350415LC	((4G1.5)+(2x1.5)C)C	10.8	81	108
6FX8002-5DA21	4355DA21xxxxy	4350415LC	((4G1.5)+(2x1.5)C)C	10.8	81	108
6FX8002-5DA11	4355DA11xxxxy	4350425LC	((4G2.5)+(2x1.5)C)C	12.6	95	126
6FX8002-5DA31	4355DA31xxxxy	4350425LC	((4G2.5)+(2x1.5)C)C	12.6	95	126
6FX8002-5DA41	4355DA41xxxxy	4350440LC	((4G4)+(2x1.5)C)C	14.1	106	141
6FX8002-5DA51	4355DA51xxxxy	4350460LC	((4G6)+(2x1.5)C)C	16	120	160
6FX8002-5DA61	4355DA61xxxxy	4354100LC	((4G10)+(2x1.5)C)C	18.7	140	187
6FX8002-5DA13	4355DA13xxxxy	4354100LC	((4G10)+(2x1.5)C)C	18.7	140	187
6FX8002-5DA23	4355DA23xxxxy	4354160LC	((4G16)+(2x1.5)C)C	22.5	169	225
6FX8002-5DA33	4355DA33xxxxy	4354250LC	((4G25)+(2x1.5)C)C	26	202	260
6FX8002-5DA43	4355DA43xxxxy	4354350LC	((4G35)+(2x1.5)C)C	30.9	232	309
6FX8002-5DA53	4355DA53xxxxy	4354500LC	((4G50)+(2x1.5)C)C	34	255	340



MANUFACTURER PART. No	BS TOTAL CABLE* Cod.	BREVETTI PART. No cable	No. OF CORES x SECTION n x mm ²	DIAMETER Ø mm	BENDING RADIUS mm	
					SELF-SUPP.	SLIDING
6FX8002-5DS01	4355DS01xxxxy	4350415LC	((4G1.5)+(2x1.5)C)C	10.8	81	108
6FX8002-5DS21	4355DS21xxxxy	4350415LC	((4G1.5)+(2x1.5)C)C	10.8	81	108
6FX8002-5DS11	4355DS11xxxxy	4350425LC	((4G2.5)+(2x1.5)C)C	12.6	95	126
6FX8002-5DS31	4355DS31xxxxy	4350425LC	((4G2.5)+(2x1.5)C)C	12.6	95	126
6FX8002-5DS41	4355DS41xxxxy	4350440LC	((4G4)+(2x1.5)C)C	14.1	106	141
6FX8002-5DS51	4355DS51xxxxy	4350460LC	((4G6)+(2x1.5)C)C	16	120	160
6FX8002-5DS61	4355DS61xxxxy	4354100LC	((4G10)+(2x1.5)C)C	18.7	140	187
6FX8002-5DS13	4355DS13xxxxy	4354100LC	((4G10)+(2x1.5)C)C	18.7	140	187



MANUFACTURER PART. No	BS TOTAL CABLE* Cod.	BREVETTI PART. No cable	No. OF CORES x SECTION n x mm ²	DIAMETER Ø mm	BENDING RADIUS mm	
					SELF-SUPP.	SLIDING
6FX8002-5DA05	4355DA05xxxxy	4350415LC	((4G1.5)+(2x1.5)C)C	10.8	81	108
6FX8002-5DA28	4355DA28xxxxy	4350415LC	((4G1.5)+(2x1.5)C)C	10.8	81	108
6FX8002-5DA15	4355DA15xxxxy	4350425LC	((4G2.5)+(2x1.5)C)C	12.6	95	126
6FX8002-5DA38	4355DA38xxxxy	4350425LC	((4G2.5)+(2x1.5)C)C	12.6	95	126
6FX8002-5DA48	4355DA48xxxxy	4350440LC	((4G4)+(2x1.5)C)C	14.1	106	141
6FX8002-5DA58	4355DA58xxxxy	4350460LC	((4G6)+(2x1.5)C)C	16	120	160
6FX8002-5DA68	4355DA68xxxxy	4354100LC	((4G10)+(2x1.5)C)C	18.7	140	187

Servo-motor cable + connectors compatible with SIEMENS® Standard 6FX8. PUR sheath



BTC440



ES. 4402CB54xxxxV

*Complete the code by entering the length of the cable (XXX) where XXX=m; Y=dm
 Es.: 0001 = 0.1 m; 0010 = 1 m; 0120 = 12 m; 1230 = 123 m; 1334 = 133.4 m



MANUFACTURER PART. No	BS TOTAL CABLE* Cod.	BREVETTI PART. No cable	No. OF CORES x SECTION n x mm ²	DIAMETER Ø mm
6FX5002-2AD00	4402AD00xxxxP	4400023	(3x(2x0.14)C+4x0.14+2x0.50)C	8.8
6FX5002-2AH00	4402AH00xxxxP	4400002	(4x2x0.38+4x0.50)C	8.9
6FX5002-2CA11	4402CA11xxxxP	4400002	(4x2x0.38+4x0.50)C	8.9
6FX5002-2CA15	4402CA15xxxxP	4400023	(3x(2x0.14)C+4x0.14+2x0.50)C	8.8
6FX5002-2CA31	4402CA31xxxxP	4400006	(3x(2x0.14)C+4x0.14+4x0.25+2x0.50)C	9.5
6FX5002-2CA51	4402A51xxxxP	4400023	(3x(2x0.14)C+4x0.14+2x0.50)C	8.8
6FX5002-2CA61	4402A61xxxxP	4400023	(3x(2x0.14)C+4x0.14+2x0.50)C	8.8
6FX5002-2CB51	4402CB51xxxxP	4400002	(4x2x0.38+4x0.50)C	8.9
6FX5002-2CC11	4402CC11xxxxP	4400002	(4x2x0.38+4x0.50)C	8.9
6FX5002-2CD01	4402CD01xxxxP	4400002	(4x2x0.38+4x0.50)C	8.9
6FX5002-2CF02	4402CF02xxxxP	4400023	(3x(2x0.14)C+4x0.14+2x0.50)C	8.8
6FX5002-2CG00	4402CG00xxxxP	4400002	(4x2x0.38+4x0.50)C	8.9
6FX5002-2CH00	4402CH00xxxxP	4400023	(3x(2x0.14)C+4x0.14+2x0.50)C	8.8
6FX5002-2EQ10	4402EQ10xxxxP	4400006	(3x(2x0.14)C+4x0.14+4x0.25+2x0.50)C	9.5



MANUFACTURER PART. No	BS TOTAL CABLE* Cod.	BREVETTI PART. No cable	No. OF CORES x SECTION n x mm ²	DIAMETER Ø mm
6FX5002-2AD04	4402AD04xxxxP	4400023	(3x(2x0.14)C+4x0.14+2x0.50)C	8.8
6FX5002-2AH04	4402AH04xxxxP	4400002	(4x2x0.38+4x0.50)C	8.9
6FX5002-2CB54	4402CB54xxxxP	4400002	(4x2x0.38+4x0.50)C	8.9
6FX5002-2CB54	4402CB54xxxxP	4400023	(3x(2x0.14)C+4x0.14+2x0.50)C	8.8
6FX5002-2CA34	4402CA34xxxxP	4400006	(3x(2x0.14)C+4x0.14+4x0.25+2x0.50)C	9.5
6FX5002-2CF04	4402CF04xxxxP	4400023	(3x(2x0.14)C+4x0.14+2x0.50)C	8.8
6FX5002-2EQ14	4402EQ14xxxxP	4400006	(3x(2x0.14)C+4x0.14+2x0.50)C	9.5



MANUFACTURER PART. No	BS TOTAL CABLE* Cod.	BREVETTI PART. No cable	No. OF CORES x SECTION n x mm ²	DIAMETER Ø mm
6FX5002-2DC00	4402DC00xxxxP	4400024	(2x2x0.15+2x0.38)C	7.5
6FX5002-2DC10	4402DC10xxxxP	4400024	(2x2x0.15+2x0.38)C	7.5
6FX5002-2DC20	4402DC20xxxxP	4400024	(2x2x0.15+2x0.38)C	7.5

TECHNICAL DATA CONSTRUCTION DATA



TECHNICAL DATA OF CABLE

4400002 page 38

4400006 page 43

4400023 page 46

4400024 page 47

Technical notes

Colour conductors tables

DIN 41700 MULTIPAIR CABLES

N.	CONDUCTOR A	CONDUCTOR B
1	White	Green
2	Green	Yellow
3	Grey	Pink
4	Blue	Red
5	Black	Purple
6	Grey/Pink	Red/Blue
7	White/Green	Brown/Green
8	White/Yellow	Yellow/Brown
9	White/Grey	Grey/Brown
10	White/Pink	Pink/Brown
11	White/Blue	Brown/Blue
12	White/Red	Brown/Red
13	White/Black	Brown/Black
14	Grey/Green	Yellow/Grey
15	Pink/Green	Yellow/Pink
16	Green/Blue	Yellow/Blue
17	Green/Red	Yellow/Red
18	Green/Black	Yellow/Black
19	Grey/Blue	Pink/Blue
20	Grey/Red	Pink/Red
21	Grey/Black	Pink/Black
22	Blue/Black	Red/Black

DIN 47100 MULTI CONDUCTOR CABLES

N.	COLOUR CONDUCTOR	N.	COLOUR CONDUCTOR
1	White	23	White/Red
2	Brown	24	Brown/Red
3	Green	25	White/Black
4	Yellow	26	Brown/Black
5	Grey	27	Grey/Green
6	Pink	28	Yellow/Grey
7	Blue	29	Pink/Green
8	Red	30	Yellow/Pink
9	Black	31	Green/Blue
10	Purple	32	Yellow/Blue
11	Grey/Pink	33	Green/Red
12	Red/Blue	34	Yellow/Red
13	White/Green	35	Green/Black
14	Brown/Green	36	Yellow/Black
15	White/Yellow	37	Grey/Blue
16	Yellow/Brown	38	Pink/Blue
17	White/Grey	39	Grey/Red
18	Grey/Brown	40	Pink/Red
19	White/Pink	41	Grey/Black
20	Pink/Brown	42	Pink/Black
21	White/Blue	43	Blue/Black
22	Brown/Blue	44	Red/Black

Conversion table for AWG/mm²

AWG	SECTION mm ²	DIAMETER mm	D.C. RESISTANCE 20°C Ω
44	0.0020	0.050	8489
43	0.0025	0.055	7021
42	0.0032	0.063	5446
41	0.0039	0.071	4330
40	0.0049	0.079	3540
39	0.0062	0.089	2780
38	0.0081	0.102	2130
37	0.0103	0.114	1680
36	0.0127	0.127	1360
35	0.0159	0.142	1080
34	0.0201	0.160	857
33	0.0255	0.180	675
32	0.0324	0.203	532
31	0.0401	0.226	430
30	0.0507	0.254	340
29	0.0649	0.287	266
28	0.0806	0.320	214
27	0.102	0.361	169
26	0.128	0.404	135
25	0.162	0.455	106
24	0.205	0.511	84.2
23	0.259	0.574	66.6
22	0.324	0.643	53.2
21	0.411	0.724	41.9

AWG	SECTION mm ²	DIAMETER mm	D.C. RESISTANCE 20°C Ω
20	0.519	0.813	33.2
19	0.653	0.912	26.4
18	0.823	1.02	21.0
17	1.04	1.15	16.6
16	1.31	1.29	13.2
15	1.65	1.45	10.4
14	2.08	1.63	8.28
13	2.63	1.83	6.56
12	3.31	2.05	5.21
11	4.17	2.30	4.14
10	5.26	2.588	3.277
9	6.63	2.906	2.600
8	8.37	3.264	2.061
7	10.55	3.655	1.634
6	13.30	4.115	1.296
5	16.77	4.620	1.028
4	21.15	5.189	0.8152
3	26.67	5.287	0.6466
2	33.62	6.543	0.5128
1	42.41	7.348	0.4065
1/0	53.49	8.252	0.3223
2/0	67.43	9.266	0.2557
3/0	85.01	10.40	0.2028
4/0	107.22	11.68	0.1608



Technical notes

Current carrying capacity and reduction factors

CURRENT CARRYING CAPACITY FOR CABLES UP TO 1000 V

NOMINAL SECTION mm ²	SINGLE CORE CABLE CAPACITY A	MULTICONDUCTOR CABLES CAPACITY A
0.08	1.5	1
0.14	3	2
0.25	5	4
0.34	8	6
0.50	12	9
0.75	15	12
1.00	19	15
1.50	24	18
2.50	32	26
4.00	42	34
6.00	54	44
10.00	73	61
16.00	98	82
25.00	129	108
35.00	158	135
50.00	198	168
70.00	245	207
95.00	292	250
120.00	344	292
150.00	391	335
185.00	448	382
240.00	528	453
300.00	608	523
400.00	726	-
500.00	830	-



THERMAL INFLUENCE

Cables have to be chosen, layed or installed in a way that the expected current heat emission is not impeded and thus doesn't create any fire risk for adjacent materials. The limit temperatures of the individual conductor types are shown in the catalogue. The indicated values shall not be exceeded by the combined effects of internal current heat and environmental conditions considered the max temperature ratify of the insulation compound.

SINGLE CORE CABLE

DIN VDE 0298-4. 2003-08
Table 11/column 2

MULTICONDUCTOR CABLES

DIN VDE 0298-4. 2003-08
Table 11/column 5

CONVERSION FACTORS FOR MULTICORE CABLES WITH NOMINAL SECTION UP TO 10 mm²

NO. CORES	FACTORS
5	0.75
7	0.65
10	0.55
14	0.50
19	0.45
24	0.40
40	0.35
81	0.30

CONVERSION FACTORS FOR AMBIENT TEMPERATURE.

AMBIENT TEMPERATURE °C	FACTORS
10	0.75
20	0.65
30	0.55
40	0.50
45	0.45
50	0.40
55	0.35
60	0.30
65	0.35

CONVERSION FACTORS FOR MULTICORE CABLES WITH NOMINAL SECTION UP TO 10 mm²

Conversion factors for the accumulation on walls, in tubes and conduits

NO. CORES	FACTORS
2	1.00
3	0.80
4	0.70
5	0.65
6	0.60
7	0.57
8	0.54
9	0.52
10	0.50
11	0.48
12	0.45
13	0.43
14	0.41
15	0.39
16	0.38



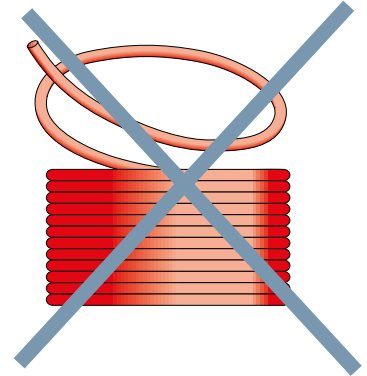
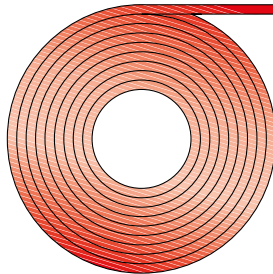
Installation

For correct installation of cables in the cable chain, it is important to follow the guidelines listed below:

1

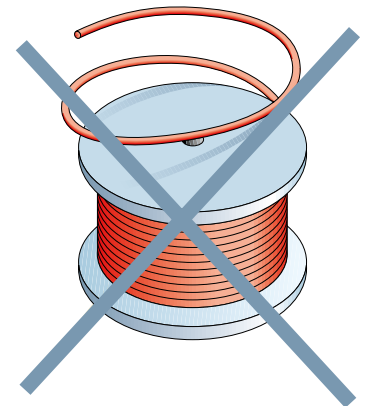
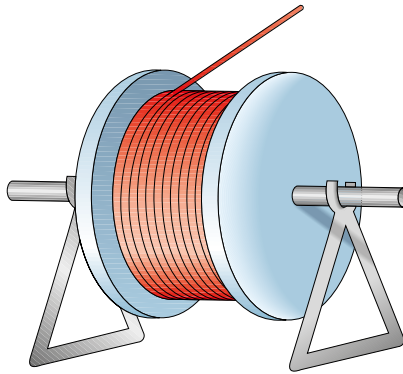
The cables have to be installed and unrolled from the drum carefully to avoid damage. It is therefore important to follow the indications in **Figure.1**.

The coil should not be unrolled from the centre, but it should be placed on a support or on a turning plane and then be unrolled starting from the external ends.



2

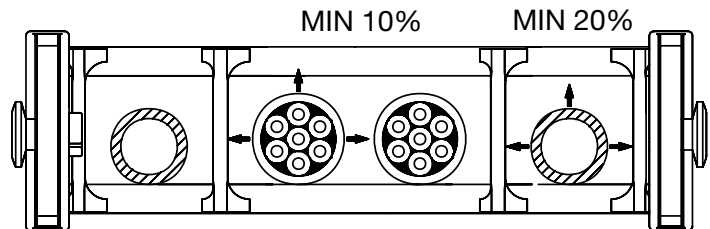
Check the minimum allowed bending radius of the chosen cable and compare it with the bending radius of the chain. For a correct installation, the last mentioned should be larger compared to the bending radius of the cable.



3

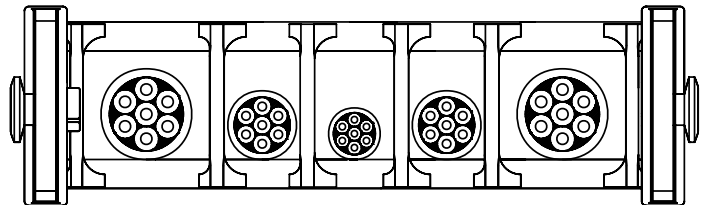
There must be at least 10%-20% free space between the cable diameters and the internal dimensions of the chain. Install the cables/hoses symmetrically in the chain with the larger and heavier towards the outside and the smaller and lighter in the centre. Further, it is necessary to separate the cables using the separators, available for all the chains, or the split cross pieces with holes done in the appropriate sizes according to the external diameter of the cable. **(Figure 2)** It is important, when having high velocities and accelerations, to avoid the superimposing of the cables. Avoid contact between the different cables and hoses internally in the chain.

FIGURE 1



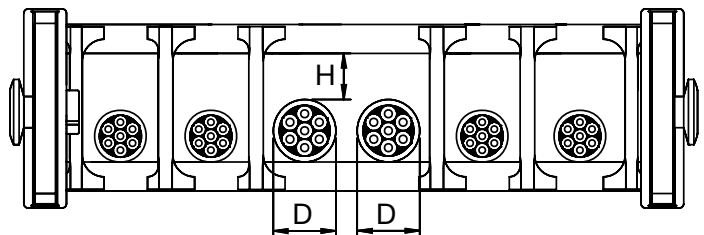
4

The cables/hoses must be placed and installed in such a way so that they can move freely side ways during the movement of the chain and also so that in the bending curve they do not cause any tension or traction on the cable chain.



5


The cables must be installed and fixed using the appropriate accessories at both extremities of the chain.



6

Verify the installation of the cables in the chains with Brevetti Stendalto's technical office or request a personalised project by filling in the appropriate module.

FIGURE 2





Nylon Combs

Nylon components for fixing cables at chain extremities

In order to clamp cables at chain extremities, Brevetti supplies a specific nylon comb which is mounted to the chain end brackets via an aluminium profile. **This clamping system is available for nylon chains.**

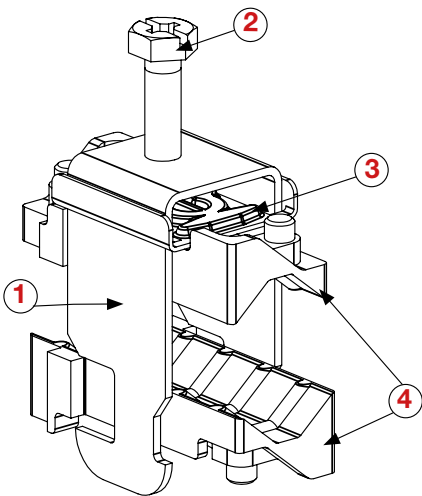
- ❶ Engagement to nylon frame
- ❷ Engagement to nylon end bracket

 Please, check our Cables Chain Catalogue.



Stainless-Steel Cable Clamps

Stainless-steel components for fixing cables at chain extremities



SPECIFICATIONS

- 1) Stainless-steel clamp
- 2) Self-locking AISI 304 pressure screw, hexagon headed, driver cut+cross. Fixing Torque 1-2 Nm.
- 3) Stainless steel sliding pressure plate.
- 4) SEP black fiberglass saddles.
- 5) Steel mounting rail.

RESISTANCE TESTS

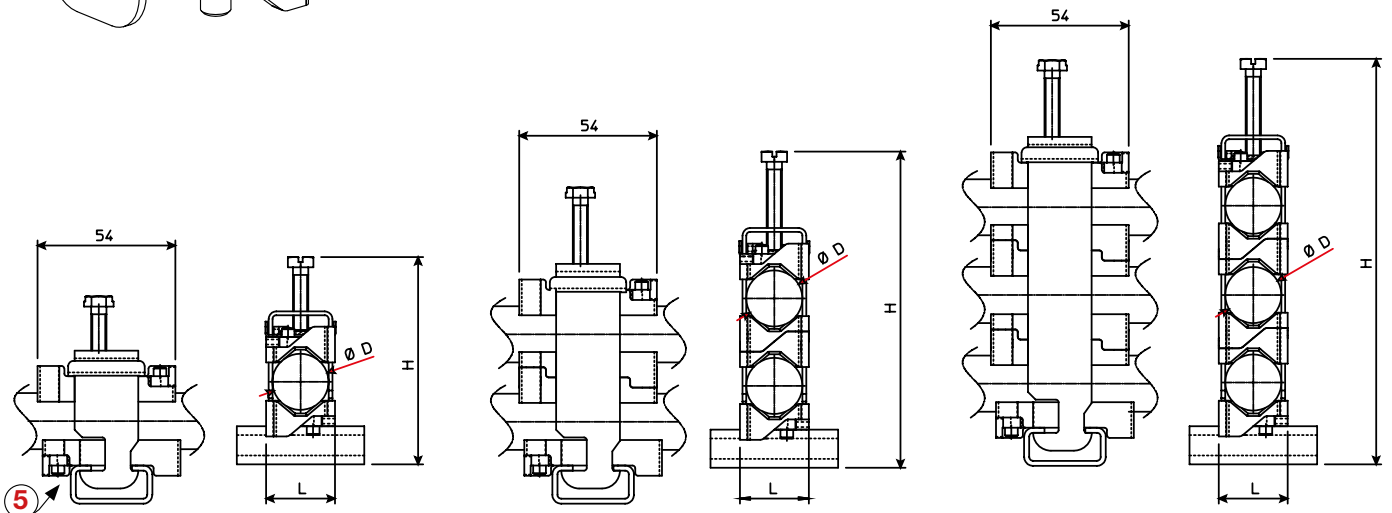
- 1) UV Test BS-ISO 105-B06
- 2) Vibration test conforming to UNI 60068-2-6
- 3) Operating temperature: -30 °C / +120 °C

MOUNTING INSTR.

On request

INFO PACKGING

- 1) Packing in boxes.
- 2) Label indicating: product code, article, quantity, production batch, and figure. (Customer code on request).



SINGLE CLAMP HOUSING

CODE	DIAMETER Ø	LENGTH (L)	MAX HEIGHT (H)
7000612XC	06-12	18	65
7001222XC	12-22	28	81
7002234XC	22-34	42	93
7003446XC	34-46	58	115
7004658XC	46-58	70	130
7005870XC	58-70	82	143
7007080XC	70-80	92	158

Maximum height measured with cables as large as possible
Including C-profile



DOUBLE CLAMP HOUSING

CODE	DIAMETER Ø	LENGTH (L)	MAX HEIGHT (H)
7020612XC	06-12	18	103
7021222XC	12-22	28	125
7022228XC	22-28	42	135
7022834XC	28-34	42	148

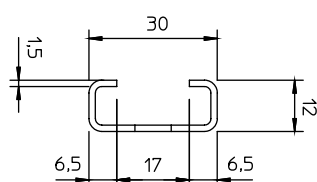

Maximum height measured with cables as large as possible
Including C-profile



TRIPLE CLAMP HOUSING

CODE	DIAMETER Ø	LENGTH (L)	MAX HEIGHT (H)
7030612XC	06-12	18	128
7031216XC	12-16	28	137
7031622XC	12-22	28	160
7032228XC	22-28	42	173
7032834XC	28-34	42	195

Maximum height measured with cables as large as possible
Including C-profile



C-PROFILE

CODE	LENGTH (L)
7000002X	1 m (*)
7000002XSL□□□**	Custom

(*) Standard size is 1 m.

(**) Minimum size 040 / 980 with pitch of 20 mm.





Edition Catalogue 2021.08

Copyright® 2021 Brevetti Stendalto S.p.A. - all rights reserved.

Printed on opaque coated paper, made with pure cellulose from forest responsibly managed according to strict social and economic standards.

Every part of this catalogue can not be reproduced in any way without direct permission from Brevetti Stendalto S.p.A.. All data included in this catalogue can be changed by Brevetti Stendalto S.p.A. without previous information. Brevetti Stendalto S.p.A. reserves the right to modify and change its products with the aim of improving their quality. All the drawings in section are purely indicative and not in scale.



Brevetti Stendalto S.p.A.

Viale G.B. Stucchi 66/8
20900 Monza (MB)

Tel. +39 039 204901

Fax +39 039 834250

info@brevettistendalto.it
www.brevettistendalto.it

